









**The University of Iowa  
Carver College of Medicine  
Medical Instrument Requirements**

Instrument		1st use in curriculum	Models purchased by CCOM students (from most common to least common)	Required/Optional	Notes
Stethoscope with Bell and Diaphragm Endpieces (May be the combined bell/diaphragm)		Aug. 21	1. Littmann Cardiology IV 2. Littmann Classic III 3. Littmann Master Cardiology 4. Welch Allyn Harvey Elite 5. Welch Allyn Harvey DLX	Required	
Sphygmomanometer		Aug. 21		Optional	Sphygmomanometers are available in the clinical suites used to practice physical examination skills.
Tape Measure		Oct. 23		Required	
Reflex Hammer	 Queens Square Rubber "Tomahwa	late January, 2024		Required	Queen's Square is recommended.
Tuning Fork 128 Hz, 256 Hz and 512 Hz)		late January, 2024		Required	
Ophthalmoscope Traditional flathead or widehead view (panoptic) are acceptable. During physical exam skills assessments, including USMLE Step 2, the traditional flathead ophthalmoscope must be used.	 Traditional Flathead  Panoptic	mid-February, 2024	Otoscope/ophthalmoscope set: 1. Welch Allyn Traditional Ophthalmoscope, Lithium Battery 2. Welch Allyn Traditional Ophthalmoscope, Nickel Cadmium Battery 3. Welch Allyn Panoptic Ophthalmoscope, Lithium Battery 4. Welch Allyn Pamoptic Ophthalmoscope, Nickel Cadmium Battery	Required	The clinical suites you will use to learn these exams have wall-mounted otoscopes and ophthalmoscopes available. However, you may wish to practice these exams outside class time which requires that you have access to these instruments. As you increase contact with patients in clinical settings, you will find that some locations have these instruments available while others do not. Some students seem to always be able to find one; others report they can never find one. <b>Note that not having an instrument is not an acceptable excuse for not completing a required exam</b>
Otoscope Head should have provision for air otoscopy and accommodate disposable specula. A fiber-optic otoscore head is recommended, as this gives better illumination.		mid-March, 2024			
Snellen Chart (Eye chart used to measure visual acuity.)		mid-March, 2024		Required	
Pocket Flashlight or MAG light				Required	
Equipment bag				Optional	You will need a way to keep all of your instruments together.