

## Department of Pharmacology Shared Equipment Inventory

(updated July 26, 2019)

### Links to Contents

• <a href="#"><u>Centrifugation Equipment</u></a>	<a href="#"><u>2</u></a>
• <a href="#"><u>Shakers/Incubators for Bacterial Culture, Scintillation Counter, Coulter Cell Counter</u></a>	<a href="#"><u>5</u></a>
• <a href="#"><u>Microplate Readers/Luminometers</u></a>	<a href="#"><u>6</u></a>
• <a href="#"><u>Imaging and Film Developing Systems</u></a>	<a href="#"><u>8</u></a>
• <a href="#"><u>Thermal Cyclers and Spectrophotometers</u></a>	<a href="#"><u>10</u></a>
• <a href="#"><u>Microscopy and Accessory Equipment</u></a>	<a href="#"><u>12</u></a>
• <a href="#"><u>Animal Behavioral Testing and Stereotactic Equipment</u></a>	<a href="#"><u>14</u></a>
• <a href="#"><u>Autoclaves, Dishwashers, Water Purification Systems, etc.</u></a>	<a href="#"><u>15</u></a>
• <a href="#"><u>Main Office Equipment</u></a>	<a href="#"><u>16</u></a>

(Items listed with the number of units and Bowen Science Building room location indicated.)

## Centrifugation Equipment

### High-speed Centrifugation:

- Thermo Scientific Sorvall Lynx 4000 Centrifuges (3) **(2-200B & 2-440A)**

User Manual: [Departmental Equipment Manuals/Thermo Scientific Sorvall LYNX\\_en.pdf](#)



- Thermo FiberLite Centrifuge Rotors:
  - F20-12x50 LEX (12, 50 ml tubes) (2)
  - F20-6x500 LEX (6, 500 ml/250 ml bottles) (2)
  - F14-20x50 LEX (20, 50 ml disposable conical bottom tubes) (1)



- Eppendorf High Speed 5810R Tabletop Centrifuge (1)

(2-340A)



Ultracentrifugation:

- Beckman L7-80 Ultracentrifuge (1)

(2-200B)



- Thermo-Sorvall Discovery M150 SE Ultracentrifuge (milliliter volume samples) (1) (2-440A)  
Rotors: S140-AT and S55S-1188 (stored in Strack lab)

User Manuals:

[Departmental Equipment Manuals/User Manual - Sorvall - Discovery M120 150 SE - Rev 1 - English.pdf](#)

[Departmental Equipment Manuals/Micro-Ultracentrifuge-Rotors-Instruction-Manual-45735-03-EN.pdf](#)



Ultracentrifugation Core:

- Access to shared ultracentrifuge facility with 5 Beckman ultracentrifuges (3 Optima XPN-100s) and a large selection of rotors (1-501)

Link for reservations: <https://core.bookitlab.com/acbuiowa/Login.aspx> (see Lisa Ringen to be placed on authorized user list)

User Manual: [Departmental Equipment Manuals/Optima XPN Ultracentrifuge.pdf](#)



Accessories:

- BioComp Master Gradient Maker (1) (2-340)

[Table of Contents](#)

## ***Shakers/Incubators for Bacterial Culture, Scintillation Counter, Coulter Cell Counter***

- Stand-alone Shaking Incubators – New Brunswick C25 and Forma (3) (2-200B & 2-340A)



- Beckman Liquid Scintillation Counter LS6500 (1) (2-200B)



- Beckman Coulter Z2 Counter (1) (2-551)

User Manual: [Departmental Equipment Manuals/Beckman Coulter Z2 Counter Manual.pdf](#)



[Table of Contents](#)

## ***Microplate Readers/Luminometers***


- Multifunction Biotek Synergy 4 Hybrid Microplate Reader/Luminometer (1)

**(2-500)**




- Multifunction BioTek Cytation5 Microplate Reader/Microscopic Image Analyzer (1)  
User Manual: [Departmental Equipment Manuals/Cytation 5 Operators Manual.pdf](#)

**(2-578)**



- Molecular Devices Emax Microplate Reader (1)

**(2-500)**



- Berthold Technologies Centro XS3 LB960 Microplate Luminometer (1)

(2-240)



[Table of Contents](#)

## ***Imaging and Film Developing Systems***

- Biospectrum UVP Multispectral Imaging System (1)

**(2-500)**

User Manual: [Departmental Equipment Manuals/UVP Gel-Documentation-System BioSpectrum manual.pdf](#)



- UVP Epichemi3 Imaging System (1)

**(2-340)**



- Odyssey Visible/Infrared Image Processor and Analyzer (1)


**(2-500)**

User Manual: [Departmental Equipment Manuals/Licor Odyssey Manual.pdf](#)





- Azure Sapphire RGBNIR Imager (1) (2-500)  
Instrument Overview: [Departmental Equipment Manuals/Azure Sapphire Overview.pdf](#)



- Fujifilm FLA-7000 (for scanning fluorescence blots/gels and phosphorimaging - four lasers from 453 to 650 nm) (1) (2-500)



- Darkroom (1) (2-504)
- Konica Minolta SRX-101A Film Processor (1) (2-504)
- Kodak Image Processor (1) (2-505B)

[Table of Contents](#)

## ***Thermal Cyclers and Spectrophotometers***

- Bio-Rad Real Time PCR and Detection System (1)

**(2-505)**

User Manuals:

[Departmental Equipment Manuals/BioRad C1000 manual.pdf](#)

[Departmental Equipment Manuals/BioRad CFX96 Manual.pdf](#)



- Applied Biosystems StepOnePlus RT PCR Instruments (2)

**(2-200)**



- Bio-Rad C1000 Thermocyclers (2)

**(2-500)**



- Nanodrop Spectrophotometers (2)


(2-500 & 2-340)

User Manuals:

[Departmental Equipment Manuals/Nanodrop-1000-v3.8-users-manual.pdf](#)

[Departmental Equipment Manuals/NanoDrop-2000-User-Manual.pdf](#)

[Departmental Equipment Manuals/NanoDrop-2000-2000c-1000-Calibration-Check-procedure-EN.pdf](#)



[Table of Contents](#)

## ***Microscopy and Accessory Equipment***

- Leica Inverted Epifluorescence Microscope with Motorized Z-drive, Live-cell Imaging Capability, On-scope Incubation Chamber w/ CO<sub>2</sub> Supply for Time-lapse Imaging (1) **(2-340B)**



- Zeiss Axiovert 200M Inverted Epifluorescence Microscope (1) **(2-340B)**



- Olympus FVMPE RS Multiphoton Microscope (1) **(2-440F)**



- Zeiss Axioskop 2 Upright Epifluorescence Microscope (1) **(2-578)**

- Leica Inverted Transmission Microscope with color camera (1) **(2-240)**


- Hybridization Oven for RNA-Scope (Advanced Cell Diagnostics) (1)

(2-500)



- Vibrating Microtome w/ Sapphire Knife VT1000S (1)


(2-400F)



[Table of Contents](#)

## ***Animal Behavioral Testing and Stereotactic Equipment***

- DigiGait Digital Gait Analysis System from Mouse Specifics Inc. (1) (2-302D)
- Hot/Cold Place Preference Chamber from Columbus Instruments (1) (2-302H)
- IITC Roto-Rod 8 (1) (2-302J)
- IITC Hargrave's Apparatus (2) (2-302F & 2-302G)
- IITC Grip Strength Test Meter (1) (2-302D)
- Fear conditioning chambers (2) (2-302J)
- Startle Response (1) (2-302D)
- Open Field (1) (2-302D)
- Kopf Stereotactic Apparatus with Vetamac Anesthesia System (1) (2-505D)
- Leica Angle Two Small Animal Stereotaxic Instrument with Computer Integration and SomnoSuite Anesthesia System (1) (2-505)



[Table of Contents](#)

***Autoclaves, Dishwashers, Water Purification Systems, etc.***

- Stand-alone Autoclaves (2)

**(2-502)**



- Miele Professional Dishwashers (3)

**(2-502)**



- Ice Machines (3)

**(2-200B, 2-412, 2-502)**

- MilliQ Water Purification Systems (4)

**(2-240, 2-300, 2-400 & 2-502)**

[Table of Contents](#)



## ***Main Office Equipment***

- Color and 1 Monochrome Laser Printer (1) (2-471)
- Color Laser Printer (1) (2-359)
- Laser Poster Printer (1) (2-359)
- Scanner (1) (2-359)
- Photocopy Machine (1) (2-457)
- FAX Machine (1) 2-471B)
- LCD Projectors with desktop computers (2) (2-224 & 2-322)
- Sharp Flat Panel TV Projection Screens (3) (2-322, 2-332 & 2-456)



[Table of Contents](#)