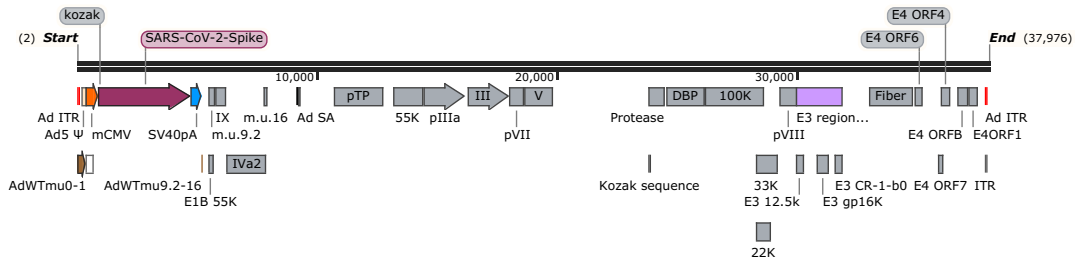


U of Iowa-7643 Ad5CMV-SARS-CoV2-Spike Plasmid: pAd5CMV-SARS-CoV-2-Spike-SV40pA

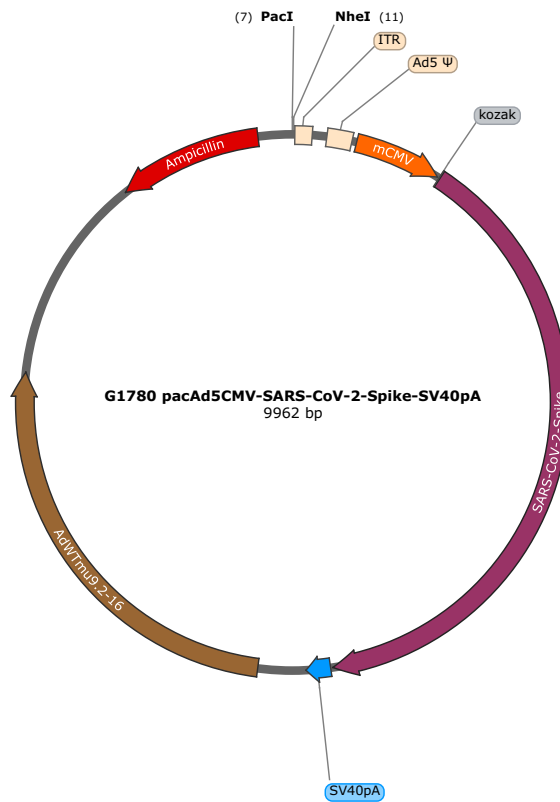


Viral DNA 37,974 bp



Antibiotic Resistance: Ampicillin
Backbone: pBR322

Note: To check the integrity of the Ad5 plasmid, perform single restriction enzyme digestions with NheI, BssHIII, SacII and XmaI.



Plasmid Features:

<u>Coordinates</u>	<u>Feature</u>
16-118	Ad5 ITR
206-356	Ad5wtm.u.9.2-16

386-912 CMV Promoter
925-4740 SARS-CoV-2-Spike
4755-4900 SV40
5187-7651 Ad5wtm.u.9.2-16
7661-9962 pBR322
8899-9759 Beta-lactamase (AmpicillinR)

>G1780 pacAd5CMV-SARS-CoV-2-Spike-SV40pA 9962bp

AATTAATTAAGCTAGCATCATCAATAATATACCTTATTTTTGGATTGAAGCCAATATGATAATGAGGGGGTGGAGTTT
GTGACGTGGCGCGGGGGCGTGGGAACGGGGCGGGGTGACGTAGTAGTGTGGCGGAAGTGTGATGTTGCAAGTGTGGCGG
AACACATGTAAGCGACGGATGTGGCAAAAGTGACGTTTTTGGTGTGCGCCGGTGTACACAGGAAGTGACAATTTTCG
CGCGTTTTTAGGCGGATGTTGTAGTAAATTTGGGCGTAACCGAGTAAGATTTGGCCATTTTCGCGGGAAAACCTGAAT
AAGAGGAAGTGAAATCTGAATAATTTTGTGTTACTCATAGCGCGTAATATTTGTCTAGGGAGATCAGCCTGCAGGTC
GTTACATAACTTACGGTAAATGGCCCCGCTGGCTGACCGCCCAACGACCCCGCCCATTTGACGTCAATAATGACGTA
TGTTCCCATAGTAACGCCAATAGGGACTTTCCATTGACGTCAATGGGTGGAGTATTTACGGTAAACTGCCCACTTGG
CAGTACATCAAGTGTATCATATGCCAAGTACGCCCCCTATTGACGTCAATGACGGTAAATGGCCCCGCTGGCATTAT
GCCCAGTACATGACCTTATGGGACTTTTCTACTTGGCAGTACATCTACGTATTAGTCATCGCTATTACCATGGTGAT
CGCGTTTTGGCAGTACATCAATGGGCGTGGATAGCGGTTTTGACTCACGGGGATTTCCAAGTCTCCACCCCATGACG
TCAATGGGAGTTTTGTTTTGGCACAAAATCAACGGGACTTTCCAATAATGTCGTAACAACCTCCGCCCATTTGACGCAA
ATGGGCGGTAGGCGTGTACGGTGGGAGGTCTATATAAGCAGAGCTCGTTTTAGTGAACCGTCAGATGGTACCGTTTTAA
ACTCGAGGCCACCAtgcatctagatgccaccatgttcgtcttctctggtctctgctgacctctggtctctctcagctgctg
tcaatctgacaactcggactcagctgccacctgcttataactaatagcttcaccagaggcgtgtactatctctgacaag
gtgtttagaagctccgtgctgcactctacacaggatctgtttctgcccattcttagcaactgacctggttccacgc
catccacgtgagcggcaccaatggcacaagcggctcgacaatcccgtgctgaccttttaacgatggcgtgtactctg
cctctaccgagaagagcaacatcatcagaggctggaatcttggcaccacactggactccaagacacagctctctgctg
atcgtgaacaaatgccaccaactggtcatcaagggtgtgctgagttccagttttgtaatgatcccttctctggcgtgt
ctatcacaagaacaataagagctggaatggagctccgagtttagagtgatctctagcgcacaactgcacatttgagt
acgtgagccagccttctctgagtggacctggagggaagcagggaatctcaagaacctgagggaggtctggttttaag
aatacgcagcgtacttcaaaaactactcttaagcacaccccccaacaacctgggtgctgagacctgacctcagggtctcag
cgccctggagccccctgggtggaatctgacctcggcatcaacatcaccgggttccagacactgctggccccgcacagaa
gctacctgacaccggcgactcctctagcggatggaccgcccggcgtgcccctactatgtgggctacctccagccc
cggaccttctctgctgaagtacaacgagaatggcaccatcacagacgcagtggaatgctgcccctggacccccctgagcga
gacaaagtgtacactgaagctcctttaccgtggagaagggcatctatcagacatccaatttccaggggtgcagccaaccg
agctctatcgtgctgcttctcctaaatacacaacactgctgcccatttggcgagggtgttcaacgcaaccgcctctcgcagc
gtgtacgcctggaaataggaagcggatcagcaactgctgcccgaactatagcgtgctgtacaactccgcctcttctcag
cacctttaagtgtctatggcgtgtccccacaaagctgaaatgacctgtgctttaccaactgctcagccgattcttctc
tgaatcagggcgacgaggtgctgcccagatcgcccccggccagacaggcaagaatcgcagactacaattataagctgcca
gacgaattcaccggctgctgtagctgcccggcaacgaactggaatccaaagtgggcccgaactacaattatactct
gtaccggctgatttagaagagcaactcgaagccctcagaggggacatctctacagaaaactcaccagccggcagca
ccccctgcaatggcgtggagggtttaaactgttatttcccactccagctctcagccttccagcccacaaacggcgtg
ggctatcagccttaccgctgggtggtgctgagctttgagctgctgcacgccccagcaacagtgctgcccggccccaa
gtccaccaaactcgtggaagaacaagtgcgtgaaacttcaacttcaacggcctgaccggcacaggcgtgctgaccgagt
ccaacaagaagtctctgccaattcagcagctcggcagggacatcgcagataccacagacgcctgctgctgagccacag
accctggagatcctggacatcacaccctgctcttctggcggcgtgagcgtgatacacaccggcaccacaatacaagcaa
ccaggtggcctgctgtatcaggacgtgaaatgtaccgaggtgcccgtggctatccacgcccagatcagctgaccccaa
cattggcgggtgtacagcaccggctccaactgctctccagacaagagccggatgctctgacggagcagagcagctgaa
aatcctctatgagtgagacatcccaactcggcgcggcactctgtgctcttaccagaccagacaaactctcccagaag
agcccgagcgtggcctcccagctctatcctcgcctataccatgtctctgggcccggagaaacagcgtggcctactct
acaatagcatcgccatcccaaccaacttcaaaactctctgtgaccacagagatctgcccgtgtccatgaccaagaca
tctgtggactgcacaatgtatactctgtggcgattctaccgagtgacgcaacctgctgctccagctacggcagctttt
taccagctgaaatagagccctgacaggcatcgcctgaggcaggaataagaacacacaggagggtgttccgcccagggtga
agcaaatctacaagacccccctatcaaggactttggcggccttcaatTTTTTcccagatcctgctgataccatccaag
ccttctaaagcggagctttatcgaggacctgctgttcaacaagggtgacctggccgagtgccggcttcatcaagcagta
tggcgattgctggggcagatcgcagccagggaactgactctgcccagaaagttaaaggcctgaccgtgctgcccac
ccctgctgacagatgagatgacgcacagtaacaagcgcctgctggcggcaccatcaatccggatggaccttc
ggcgcaggagccgcccctccagatcccccttggcctgacagatggcctataggttcaacggcactcggcgtgacccagaa

tgtgctgtacgagaaccagaagctgacgccaatcagtttaactccgccaatcggcaagaatccaggacagcctgtcct
ctacagccagcgcctcgggcaagctccaggaatgtggtgaatcagaacgcccaggccctgaataccctggtgaagcag
ctgagcagcaacttcggcgccatctctagcgtgctgaatgacatcctgagcggctggacaaggtggaggcagaggt
gcagatcgaccggctgatcaccggcggctccagagcctccagacctaagtacacagcagcctgatcaggccgccc
agatcaggccagcgcacaatctggcagcaaccaagatgtccgagtgctgctgggcccagctcctaagagagtggaactt
tgtggcaagggctatacactgatgtccttccctcagctctgccccacagggcgtgggtgttctgcaactgacctcgt
gccccccaggagaagaacttcaccacagcccctgccatctgccacgatggcaaggcccactttccaagggagggcg
tgttcgtgtccaacggcaccactgggtttgtgacacagcgcgaatttctacgagccccagatcaccacagacaac
accttcgtgagcggcaactgtgacgtggtcatcggaatcgtgacaataaccgtgtagatccactccagcccagcct
ggacagccttaaggaggagctggataagtaattcaagaaatcacacctccccctgacgtggaatcggggcagatcagcg
gcatcaatgcctccgtggtgaacatccagaaggagatcgaccgctgaaacgaggtggcctaagaaatcgaacgagagc
ctgatcgacctccaggagctgggcaagatagagcagtagatcaagtggccctggtagatctggctgggcttcatcgc
cgccctgatcgccatcgtgatggtgacctcatgtctgtctgtatgacatcctgtctgttcttgcctgaagggtgct
gtagctgtggtcctgtctgtGGGGGCACTGAAACCAGCCAGGTGCGTCCAGCTtaaTCTAGAGCGGCCGCACAGCG
GGGAGATCCAGACATGATAAGATACATTGATGAGTTTGGACAAACCACAACACTAGAATGCAGTGAAAAAATGCTTTA
TTTGTGAAATTTGTGATGCTATTGCTTTATTTGTAACCATTATAAGCTGCAATAAACAAGTTAAACAACAATTC
ATTCATTTTATGTTTCAGGTTTCAGGGGAGGTTGTGGGAGGTTTTTAAAGCAAGTAAACCTCTACAAATGTGGTAT
GGCTGATTATGATCGGCTGCCTCGCGCTTTCTGGTGTGATGACGGTGAAAACTCTGACACATGCAGCTCCCAGGAGAC
GGTACAGCTTTGTCTGTAAGCGGATGCCGGGACGAGACAAGCCCGTCAGGGCGCGTCAGCGGGTGTGGCGGGTGTCT
GGGGCGCAGCCATGAGGTCGACTCTAGTCCCCGCGGTGGCAGATCTGGAAGGTGCTGAGGTACGATGAGACCCGCAC
CAGGTGCAGACCCTGCGAGTGTGGCGGTAAACATATTAGGAACCAGCCTGTGATGCTGGATGTGACCGAGGAGCTGA
GGCCCGATCACTTGGTGTGGCCTGCACCCGCGCTGAGTTTGGCTCTAGCGATGAAGATACAGATTGAGGTACTGAA
ATGTGTGGGCGTGGCTTAAGGGTGGGAAAGAATATATAAGGTGGGGTCTTATGTAGTTTTGTATCTGTTTTGCAGC
AGCCGCCGCCCATGAGCACCAACTCGTTTGTGGAAGCATTGTGAGCTCATATTTGACAACGCGCATGCCCCAT
GGGCGGGGTGCGTCAGAATGTGATGGGCTCCAGCATTGATGGTCCGCCCGTCTGCCCGCAAACCTCTACTACCTTG
ACCTACGAGACCGTGTCTGGAACGCCGTTGGAGACTGCAGCCTCCGCCCGCTTCAGCCGCTGCAGCCACCGCCCG
CGGGATTGTGACTGACTTTGCTTTCTGAGCCCGCTTGAAGCAGTGCAGCTTCCCGTTCATCCGCCCGCATGACA
AGTTGACGGCTCTTTTGGCACAATTGGATTCTTTGACCCGGGAACCTTAATGTCTTTCTCAGCAGCTGTTGGATCTG
CGCCAGCAGGTTTTCTGCCCTGAAGGCTTCTCCCTCCCAATGCGGTTTTAAACATAAATAAAAAACCAGACTCTGT
TTGGATTTGGATCAAGCAAGTGTCTTGTCTTTATTTAGGGGTTTTGCGCGCGCGGTAGGCCCGGGACCAGCGGT
CTCGGTCTTGGGGTCTGTGATTTTTTCCAGGACGTGGTAAAGGTGACTCTGGATGTTTCCAGATACATGGGCATA
AGCCCGTCTCTGGGGTGGAGGTAGCACCCTGCAGAGCTTCATGCTGCGGGGTGGTGTGTAGATGATCCAGTCTGTA
GCAGGAGCGCTGGGCGTGGTGCCTAAAAATGTCTTTTCCAGTCAAGCTGATTGCCAGGGGCGAGCCCTTGGTGTAA
TGTTTACAAAGCGGTTAAGCTGGGATGGGTGCATACGTGGGATATGAGATGCATCTTGGACTGTATTTTAGGTTG
GCTATGTTCCAGCCATATCCCTCCGGGATTCATGTTGTGAGAACCACCAGCACAGTGTATCCGGTGCATCTGGG
AAATTTGTGATGCTTAGAAGGAAATGCGTGGAAAGAACTTGGAGACGCCCTTGTGACCTCAAGATTTTCCATGC
ATTCGTCCATAATGATGGCAATGGGCCACGGGCGGCGCTGGGCGAAGATATTTCTGGGATCACTAACGTCTAG
TTGTGTTCCAGGATGAGATCGTCATAGGCCATTTTTTACAAAGCGGGCGGAGGGTCCAGACTGCGGTATAATGGT
TCCATCCGGCCAGGGGCGTAGTTACCCTCACAGATTTGCATTTCCACGCTTTGAGTTTCCAGATGGGGGGATCATGT
CTACCTGCGGGGCGATGAAGAAAACGGTTTTCCGGGTAGGGGAGATCAGCTGGGAAGAAAGCAGGTTTCTGAGCAGC
TGCGACTTACCAGCAGCCGGTGGGCCCGTAAATCACACCTATTACCAGCTGCAACTGGTAGTTAAGAGAGCTGCAGCT
GCCGTATCCCTGAGCAGGGGGGCCACTTCGTTAAGCATGTCCCTGACTCGCATGTTTTTCCCTGACCAAATCCGCCA
GAAGGCGCTCGCCGCCAGCGATAGCAGTTCTTGAAGGAAGCAAAGTTTTTCAACGGTTTTGAGACCGTCCGCCGTA
GGCATGCTTTTGGCGTTTTGACCAAGCAGTTCCAGGCGGTCCACAGCTCGGTACCTGCTCTACGGCATCTCGATC
CAGCATATCTCTGTTTTGCGGGTGGGGCGGCTTTGCTGTACGGCAGTAGTCCGGTCTGCTCCAGACGGGCCAG
GGTATGCTTTTTCCAGGGCGCAGGGTCTCTGTCAGCGTAGTCTGGGTACGGTGAAGGGGTGCGCTCCGGGCTGCG
CGCTGGCCAGGGTGCCTTGGGCTGGTCTGCTGGTGTGAAGCGCTGCCGGTCTTCCGCCCTGCGCGTCCGCCAGG
TAGCATTTGACCATGGTGTATAGTCCAGCCCTCCGCGCGCTGGCCCTTGGCGCGCAGCTTGCCTTTGGAGGAGGC
GCCGCACGAGGGGCGAGTGCAGACTTTTGGGGCGTAGAGCTTGGGCGCGAGAAATACCGATTCCGGGGAGTAGGCAT
CCGCGCCGCGAGGCCCGCAGACGGTCTCGCATTCCACGAGCCAGGTGAGCTCTGGCCGTTCCGGGGTCAAAAACCAGG
TTTCCCCATGCTTTTTGATGCGTTTTCTTACCTCTGGTTTTCCATGAGCCGGTGTCCACGCTCGGTGACGAAAAGGCT
GTCGGTGTCCCCGTATACAGACTTGGAGGCGCTGCTTCGACCGATGCCCTTGGAGGCTTCAACCCAGTCCAGCTCC
TTCCGGTGGCGCTGGGGATGACTATCGTCCGCCACTTATGACTGTCTTCTTTATCATGCAACTCGTAGGACAGGT
GCCGGCAGGCTCTGGGTCAATTTCCGGCAGGACCGCTTTCGTTGGAGCGCAGCATGATCGCCCTGTCTGGTGGCGG
TATTCGGAATCTTGCACGCCCTCGCTCAAGCCTTCTGCTACTGGTCCCGCCACCAAACGTTTTCCGGCAGAAAGCAGGCC
ATTATCGCCGGCATGGCGGCCGACGCGCTGGGCTACGTCTTGGTGGCGTTCCGACGCGAGGCTGGATGGCCTTCCC
CATTATGATTCTTCTCGCTTCCGGCGGCATCGGGATGCCCGGTTGCAGGCCATGCTGTCCAGGCAGGTAGATGACG

ACCATCAGGGACAGCTTCAAGGCCAGCAAAAGGCCAGGAACCGTAAAAAGGCCGCGTTGCTGGCGTTTTTCCATAGG
CTCCGCCCCCTGACGAGCATCACAAAAATCGACGCTCAAGTCAGAGGTGGCGAAACCCGACAGGACTATAAAGATA
CCAGGCGTTTTCCCCTGGAAGCTCCCTCGTGCCTCTCCTGTTCCGACCCTGCCGCTTACCGGATACCTGTCCGCTT
TTCTCCCTTCGGGAAGCGTGGCGCTTTCTCATAGCTCACGCTGTAGGTATCTCAGTTCCGGTGTAGGTGCTTCCGCTCC
AAGCTGGGCTGTGTGCACGAACCCCCGTTCCAGCCCAGCGCTGCGCCTTATCCGGTAACTATCGTCTTGAGTCCAA
CCCGGTAAGACACGACTTATCGCCACTGGCAGCAGCCACTGGTAACAGGATTAGCAGAGCGAGGTATGTAGGCGGTG
CTACAGAGTTCTTGAAGTGGTGGCCTAACTACGGCTACACTAGAAGGACAGTATTTGGTATCTGCGCTCTGCTGAAG
CCAGTTACCTTCGGAAGAGTTGGTAGCTCTTGATCCGGCAAACAAACCACCGCTGGTAGCGGTGGTTTTTTTTGT
TTGCAAGCAGCAGATTACGCGCAGAAAAAAGGATCTCAAGAAGATCCTTTGATCTTTTCTACGGGGTCTGACGCTC
AGTGGAACGAAAACCTCACGTTAAGGGATTTTGGTCATGAGATTATCAAAAAGGATCTTCACCTAGATCCTTTTAAAT
TAAAAATGAAGTTTTAAATCAATCTAAAGTATATATGAGTAAACTTGGTCTGACAGTTACCAATGCTTAATCAGTGA
GGCACCTATCTCAGCGATCTGTCTATTTTCGTTTCATCCATAGTTGCCTGACTCCCCGTCGTGTAGATAACTACGATAC
GGGAGGGCTTACCATCTGGCCCCAGTGTGCAATGATACCGCGAGACCCACGCTCACCGGCTCCAGATTTATCAGCA
ATAAACCCAGCCAGCCGGAAGGGCCGAGCGCAGAAGTGGTCCTGCAACTTTATCCGCCTCCATCCAGTCTATTAATTG
TTGCCGGGAAGCTAGAGTAAGTAGTTCGCCAGTTAATAGTTTGCAGCAACGTTGTTGCCATTGCTGCAGGCATCGTGG
TGTACGCTCGTCTGTTGGTATGGCTTCAATCAGCTCCGGTCCCAACGATCAAGGCGAGTTACATGATCCCCATG
TTGTGCAAAAAGCGGTTAGCTCCTTCGGTCCCGATCGTTGTGAGAAGTAAGTTGGCCGAGTGTATCACTCAT
GGTTATGGCAGCAGTGCATAATTCTTACTGTTCATGCCATCCGTAAGATGCTTTTCTGTGACTGGTGAGTACTCAA
CCAAGTCAATCTGAGAATAGTGTATGCGGCGACCGAGTTGCTCTTGCCCGGCGTCAACACGGGATAATACCGGCCA
CATAGCAGAACTTTAAAAGTGCTCATATTGAAAACGTTCTTCGGGGCGAAAACCTCAAGGATCTTACCGCTGTT
GAGATCCAGTTCGATGTAACCCACTCGTGCACCCAACTGATCTTCAGCATCTTTTACTTTTACCAGCGTTTTCTGGGT
GAGCAAAAACAGGAAGGCAAAATGCCGCAAAAAGGGGAATAAGGGCGACACGGAAATGTTGAATACTCATACTCTTC
CTTTTTCAATATTATTGAAGCATTATATCAGGGTTATTGTCTCATGAGCGGATACATATTTGAATGTATTTAGAAAA
TAAACAAATAGGGGTTCCGCGCACATTTCCCCGAAAAGTGCCACCTGACGTCTAAGAAACCATTATTATCATGACAT
TAACCTATAAAAATAGGCGTATCACGAGGCCCTTTTCGTCTTCAAGAA

Vector Biosafety Information

At the University of Iowa, all varieties of viral vectors produced at the Viral Vector Core are required to be handled at Biosafety Level 2 (BSL2). In animal studies, adenoviral vectors require ABL2 containment. Please check with your institution's Biosafety Officer to confirm local requirements

Adenovirus Background:

Adenoviruses are very important tool in basic research. They are used to identify proteins role in different biological processes both *in vivo* and *in vitro*. Virus construction is performed using the RapAd™ System developed by the University of Iowa GTVC (For description, refer to the article "*A simple method for the rapid generation of recombinant adenovirus vectors*" published in [Gene Therapy 7:1034-1038, 2000](#)).

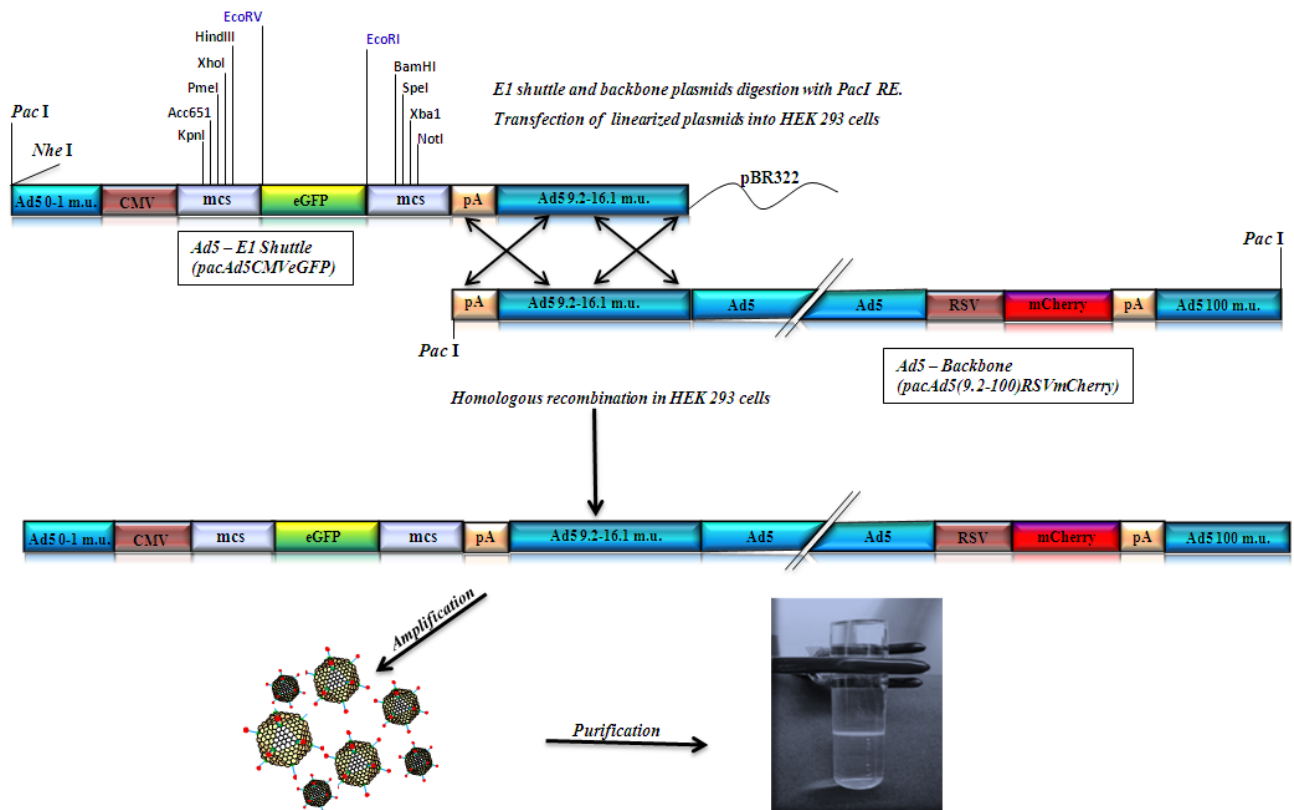
Adenovirus vectors prepared in the core are E1 and E3 deleted. They have a total E1a deletion (*m.u. 1.4 to 4.5) plus a partial E1b deletion (*m.u. 4.7 to 9.2). These deletions are what make the vector replication deficient. They also have a partial E3 deletion, 720bp for the sub360 backbone, a 1.6Kb deletion for the dl309 backbone and a 3.1Kb deletion for the total E3 deleted backbone.

*m.u = Map units (1 m.u = 360bp)

Characteristics:

- Episomal gene expression.
- Infects dividing and non-dividing cells.
- Transient high-level protein expression.
- Accommodates inserts of up to 7.5kb. Larger inserts can be added, provided that an equivalent part of the viral genome has been properly deleted.
- High viral titer can be produced, 1E+10 to 5E+10pfu/ml (1E+12pt/ml) to 8E+10 to 1E+11/ml (1E+13pt/ml).

Adenovirus Construction RapAd™ System



Disadvantages and adverse effects:

- Elicits host immune response, thus depleting the number of transduced cells *in-vivo*.
- Viral particles can be neutralized by the host immune response.
- Short-term expression of the transgene due to lack of integration into the host genome.

Recombination:

The recombinant adenoviruses can revert to wild type during virus production, thus packaging replication competent particles (RCA). For this reason, each new lot produced at the core is tested for the presence of RCA by immuno-staining.

References:

- **RapAd™ System:** Anderson RD, Haskell RE, Xia H, Roessler BJ, Davidson BL. *"A simple method for the rapid generation of recombinant adenovirus vectors"*. Gene Ther. 2000 Jun;7(12):1034-8

- **A195 Buffer:** [Evans RK](#), [Nawrocki DK](#), [Isopi LA](#), [Williams DM](#), [Casimiro DR](#), [Chin S](#), [Chen M](#), [Zhu DM](#), [Shiver JW](#), [Volkin DB](#). *Development of stable liquid formulations for adenovirus-based vaccines.* [J Pharm Sci](#). 2004 Oct;93(10):2458-7

Contact Information:

Viral Vector Core

University of Iowa
500 Newton Road
221 Eckstein Medical Research Building
Iowa City, IA 52242
Tel: (319) 335-6726
vectors@uiowa.edu

Background on Virus production

The virus was made with our pacAd5(9.2-100) sub360 viral backbone. This backbone has a fully deleted E1a protein, a partially deleted E1b protein, and a partially deleted E3 protein to make the virus replication deficient. All of our Ad5CMVCre vector preparations are purified by double CsCl protocol and dialyzed and stored in our A-195 buffer. All preparations are titered on HEK 293 cells using the Clonetech Adeno-X titer kits and also tested for replication competent particles (RCA). All preparations are also tested for activity and presence of Cre recombinase protein on A549 cells.

Bacterial Backbone:

The bacterial backbone is derived from pBR322 plasmid.

Antibiotic Resistance:

The adenovirus plasmids are ampicillin resistant. We recommend using an ampicillin concentration of 100ug/ml of media.

E. coli Competent Cell Recommendations:

We recommend using DH5a cells to grow the adenovirus plasmids.

Updated 06/08/2021 DEC