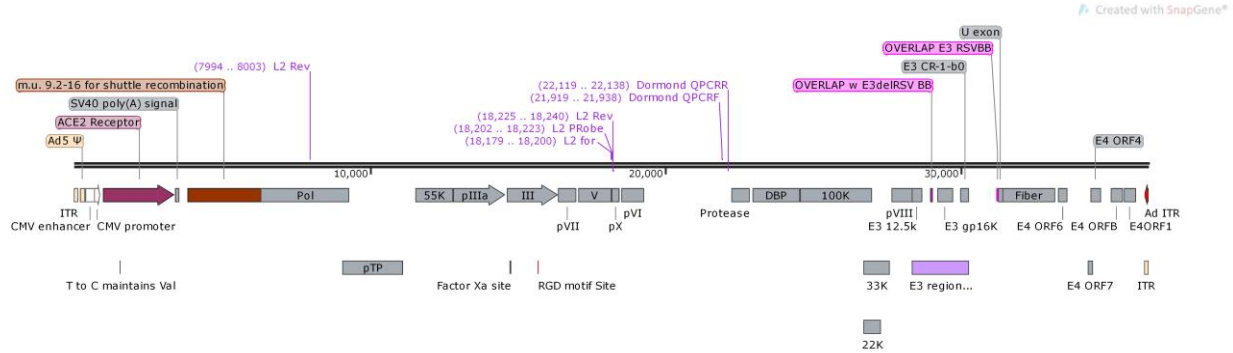


McCray-7580 Ad5CMVACE2 Plasmid: pAd5CMVACE2SV40pA

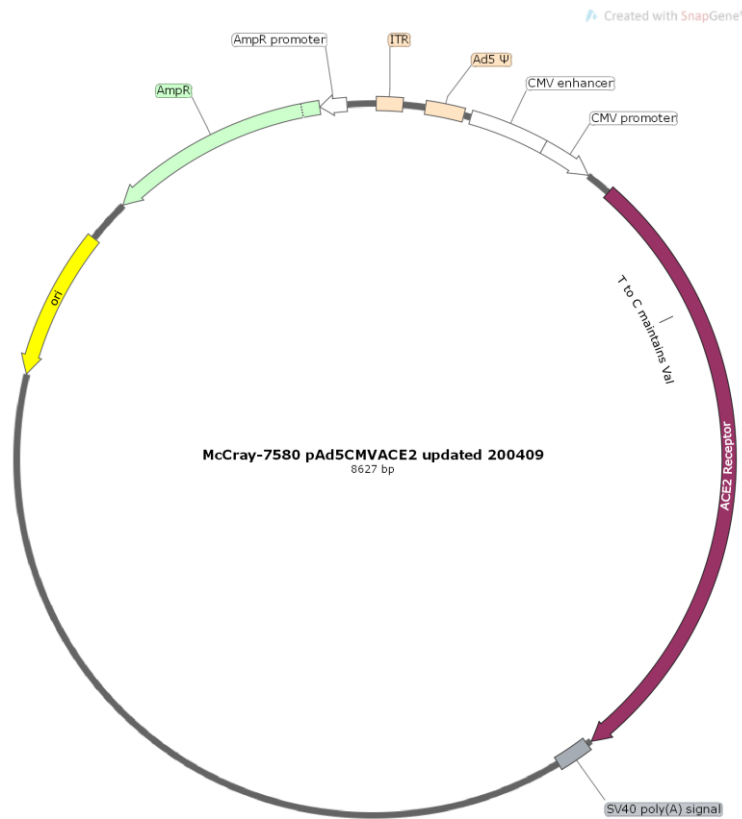


Viral DNA 36,347 bp



McCray-7580 Ad5CMVACE2 viral DNA
36,347 bp

Shuttle Plasmid:



McCray-7580 pAd5CMVACE2 updated 200409
8627 bp

TTAATTAAGCTAGCATCATCAATAATATACCTTATTTTGGATTGAAGCCAATATGATAATGAGG
GGGTGGAGTTTGTGACGTGGCGGGGGCGTGGGAACGGGGCGGGTGACGTAGTAGTGTGGCGGA

AGTGTGATGTTGCAAGTGTGGCGGAACACATGTAAGCGACGGATGTGGCAAAAGTGACGTTTTT
GGTGTGCGCCGGTGTACACAGGAAGTGACAATTTTCGCGCGGTTTTAGGCGGATGTTGTAGTAA
ATTTGGGCGTAACCGAGTAAGATTTGGCCATTTTCGCGGAAAAGTGAATAAGAGGAAGTGAAA
TCTGAATAATTTGTGTTACTCATAGCGCGTAATATTTGTCTAGGGAGATCAGCCTGCAGGTCGT
TACATAACTTACGGTAAATGGCCCGCCTGGCTGACCGCCCAACGACCCCGCCATTGACGTCAA
TAATGACGTATGTTCCCATAGTAACGCCAATAGGGACTTTCCATTGACGTCAATGGGTGGAGTA
TTTACGGTAAACTGCCCACTTGGCAGTACATCAAGTGTATCATATGCCAAGTACGCCCCCTATTG
ACGTCAATGACGGTAAATGGCCCGCCTGGCATTATGCCCAGTACATGACCTTATGGGACTTTCCT
ACTTGGCAGTACATCTACGTATTAGTCATCGCTATTACCATGGTGTATGCGGTTTTGGCAGTACAT
CAATGGGCGTGGATAGCGGTTTGACTCACGGGGATTTCCAAGTCTCCACCCATTGACGTCAATG
GGAGTTTGTFTTGGCACCAAAATCAACGGGACTTTCCAAATGTTCGTAACAACCTCCGCCCCATTG
ACGCAAATGGGCGGTAGGCGTGTACGGTGGGAGGTCTATATAAGCAGAGCTCGTTTAGTGAACC
GTCAGATGGTACCGTTTAAACTTAAAGCTTGGTACCGAGCTCGGATCCACTAGTAACGGCCGCCAG
TGTGCTGGAATTCGCCCTTGACGATGTCAAGCTCTTCCTGGCTCCTTCTCAGCCTTGTGCTGTA
ACTGCTGCTCAGTCCACCATTGAGGAACAGGCCAAGACATTTTTGGACAAGTTTAAACCACGAAGC
CGAAGACCTGTTCTATCAAAGTTCACTTGCTTCTTGGAAATTATAACACCAATATTACTGAAGAGA
ATGTCCAAAACATGAATAATGCTGGGGACAAATGGTCTGCCTTTTTAAAGGAACAGTCCACACT
TGCCCAAATGTATCCACTACAAGAAATTCAGAATCTCACAGTCAAGCTTCAGCTGCAGGCTCTTC
AGCAAATGGGTCTTCAGTGCTCTCAGAAGACAAGAGCAAACGGTTGAACACAATTCTAAATAC
AATGAGCACCATCTACAGTACTGGAAAAGTTTGTAAACCAGATAATCCACAAGAATGCTTATTA
CTTGAACCAGTTTGAATGAAATAATGGCAAACAGTTTAGACTACAATGAGAGGCTCTGGGCTT
GGGAAAGCTGGAGATCTGAGGTCGGCAAGCAGCTGAGGCCATTATATGAAGAGTATGTGGTcTT
GAAAAATGAGATGGCAAGAGCAAATCATTATGAGGACTATGGGGATTATTGGAGAGGAGACTAT
GAAGTAAATGGGGTAGATGGCTATGACTACAGCCGCGGCCAGTTGATTGAAGATGTGGAACATA
CCTTTGAAGAGATTAAACCATTATATGAACATCTTCATGCCTATGTGAGGGCAAAGTTGATGAA
TGCCTATCCTTCCTATATCAGTCCAATTGGATGCCTCCCTGCTCATTGCTTGGTGATATGTGGG
GTAGATTTTGGACAAATCTGTACTCTTTGACAGTTCCCTTTGGACAGAAACCAAACATAGATGTT
ACTGATGCAATGGTGGACCAGGCCTGGGATGCACAGAGAATATTCAAGGAGGCCGAGAAGTTCT
TTGTATCTGTTGGTCTTCCTAATATGACTCAAGGATTCTGGGAAAATTCATGCTAACGGACCCA
GGAAATGTTTCAAGAAAGCAGTCTGCCATCCCACAGCTTGGGACCTGGGGAAGGGCGACTTCAGGAT
CCTTATGTGCACAAAGGTGACAATGGACGACTTCTGACAGCTCATCATGAGATGGGGCATATCC
AGTATGATATGGCATATGCTGCACAACCTTTTCTGCTAAGAAATGGAGCTAATGAAGGATTCCA
TGAAGCTGTTGGGGAAATCATGTCACTTTCTGCAGCCACACCTAAGCATTTAAAATCCATTGGTC
TTCTGTCACCCGATTTTCAAGAAGACAATGAAACAGAAATAAACTTCTGCTCAAACAAGCACTC
ACGATTGTTGGGACTCTGCCATTTACTTACATGTTAGAGAAGTGGAGGTGGATGGTCTTTAAAG
GGGAAATTCCAAAGACCAGTGGATGAAAAAGTGGTGGGAGATGAAGCGAGAGATAGTTGGGGT
GGTGGAACCTGTGCCCATGATGAAACATACTGTGACCCCGCATCTCTGTTCCATGTTTCTAATG
ATTACTCATTTCATTCGATATTACACAAGGACCCTTTACCAATTCAGTTTCAAGAAGCACTTTGT
CAAGCAGCTAAACATGAAGGCCCTCTGCACAAATGTGACATCTCAAACCTTACAGAAGCTGGACA
GAAACTGTTCAATATGCTGAGGCTTGGAAAATCAGAACCCTGGACCCTAGCATTGGAAAATGTT
GTAGGAGCAAAGAACATGAATGTAAGGCCACTGCTCAACTACTTTGAGCCCTTATTTACCTGGCT
GAAAGACCAGAACAAGAATTTCTTTTGTGGGATGGAGTACCGACTGGAGTCCATATGCAGACCAA
AGCATCAAAGTGAGGATAAGCCTAAAATCAGCTCTTGGAGATAAAGCATATGAATGGAACGACA
ATGAAATGTACCTGTTCCGATCATCTGTTGCATATGCTATGAGGCAGTACTTTTTAAAAGTAAA
AAATCAGATGATTCTTTTTGGGGAGGAGGATGTGCGAGTGGCTAATTTGAAACCAAGAATCTCC
TTTAATTTCTTTGTCACTGCACCTAAAAATGTGTCTGATATCATTCCTAGAAGTGAAGTTGAAAA

GGCCATCAGGATGTCCCGGAGCCGTATCAATGATGCTTTCGGTCTGAATGACAACAGCCTAGAGT
TTCTGGGGATACAGCCAACACTTGGACCTCCTAACCAGCCCCCTGTTTCCATATGGCTGATTGTT
TTTGGAGTTGTGATGGGAGTGATAGTGGTTGGCATTGTATCCTGATCTTCACTGGGATCAGAG
ATCGGAAGAAGAAAAATAAAGCAAGAAGTGGAGAAAATCCTTATGCCTCCATCGATATTAGCAA
AGGAGAAAATAATCCAGGATTCAAAACACTGATGATGTTTCAGACCTCCTTTTAGGCGGCCGCCA
CaGCGGGGAGATCCAGACATGATAAGATACATTGATGAGTTTGGACAAACCACAACCTAGAATGC
AGTGAAAAAATGCTTTATTTGTGAAATTTGTGATGCTATTGCTTTATTTGTAACCATTATAAG
CTGCAATAAACAAGTTAACAACAACAATTGCATTCATTTTATGTTTCAGGTTCAgGGGGAGGTGT
GGGAGGTTTTTTAAAGCAAGTAAAACCTCTACAAATGTGGTATGGCTGATTATGATCCGGCTGC
CTCGCGCGTTTCGGTGATGACGGTGAACCTCTGACACATGCAGCTCCCGGAGACGGTCACAGC
TTGTCTGTAAGCGGATGCCGGGAGCAGACAAGCCCGTCAGGGCGCGTCAGCGGGTGTGGCGGGT
GTCGGGGCGCAGCCATGAGGTGACTCTAGTCCCCGCGGTGGCAGATCTGGAAGGTGCTGAGGTA
CGATGAGACCCGCACCAGGTGCAGACCCTGCGAGTGTGGCGGTAAACATATTAGGAACCAGCCTG
TGATGCTGGATGTGACCGAGGAGCTGAGGCCGATCACTTGGTGCTGGCCTGCACCCGCGCTGAG
TTTGGCTCTAGCGATGAAGATACAGATTGAGGTACTGAAATGTGTGGGCGTGGCTTAAGGGTGG
GAAAGAATATATAAGGTGGGGGTCTTATGTAGTTTTGTATCTGTTTTGCAGCAGCCGCCGCCCC
ATGAGCACCAACTCGTTTATGGAAGCATTGTGAGCTCATATTTGACAACGCGCATGCCCCATG
GGCCGGGTGCGTCAGAATGTGATGGGCTCCAGCATTGATGGTCGCCCGTCTTCCCGCAAACCT
CTACTACCTTGACCTACGAGACCGTGTCTGGAACGCCGTTGGAGACTGCAGCCTCCGCCGCCGCT
TCAGCCGCTGCAGCCACCGCCCGCGGATTGTGACTGACTTTGCTTTCCTGAGCCCGCTTGCAAGC
AGTGCAGCTTCCCGTTCATCCGCCCGCGATGACAAGTTGACGGCTCTTTTGGCACAATTGGATTCT
TTTGACCCGGGAACCTAATGTGCTTTCCTCAGCAGCTGTTGGATCTGCGCCAGCAGGTTTCTGCC
TGAAGGCTTCCCTCCCTCCCAATGCGGTTTAAAACATAAATAAAAAACCAGACTCTGTTTGGATT
TGGATCAAGCAAGTGTCTTGCTGTCTTTATTTAGGGGTTTTGCGCGCGCGGTAGGCCCGGGACCA
GCGGTCTCGGTGCTTGAAGGTCTGTGATTTTTTTCCAGGACGTGGTAAAGGTGACTCTGGATGT
TCAGATACATGGGCATAAGCCCGTCTCTGGGGTGGAGGTAGCACCCTGCAGAGCTTCATGCTGC
GGGTGGTGTGTAGATGATCCAGTCGTAGCAGGAGCGCTGGGCGTGGTGCCTAAAAATGTCTT
TCAGTAGCAAGCTGATTGCCAGGGGCAGGCCCTTGGTGTAAAGTGTTTACAAAGCGGTTAAGCTG
GGATGGGTGCATACGTGGGGATATGAGATGCATCTTGGACTGTATTTTTAGGTTGGCTATGTTT
CCAGCCATATCCCTCCGGGGATTTCATGTTGTGAGAACCACCAGCACAGTGTATCCGGTGCACCT
GGGAAATTTGTCATGTAGCTTAGAAGGAAATGCGTGAAGAACTTGGAGACGCCCTTGTGACCT
CCAAGATTTTCCATGCATTCGTCCATAATGATGGCAATGGGCCACGGGCGGCGCCTGGGCGAA
GATATTTCTGGGATCACTAACGTCATAGTTGTGTTCCAGGATGAGATCGTCATAGGCCATTTTTA
CAAAGCGGGGCGGAGGGTGCAGACTGCGGTATAATGGTTCATCCGGCCAGGGGCGTAGTTA
CCCTCACAGATTTGCATTTCCCACGTTTTGAGTTCAGATGGGGGATCATGTCTACCTGCGGGGC
GATGAAGAAAACGGTTTCCGGGGTAGGGGAGATCAGCTGGGAAGAAAGCAGGTTTCTGAGCAGC
TGCGACTTACCGCAGCCGGTGGGCCCGTAAATCACACCTATTACCGGcTGCAACTGGTAGTTAAG
AGAGCTGCAGCTGCCGTATCCCTGAGCAGGGGGGCCACTTCGTTAAGCATGTCCCTGACTCGCA
TGTTTTCCCTGACCAAATCCGCCAGAAGGCGCTCGCCGCCAGCGATAGCAGTTCTTGCAAGGAA
GCAAAGTTTTTCAACGGTTTGAAGCCGTCCGCCGTAGGCATGCTTTTGAAGGTTTGAACCAAGCAG
TTCCAGGCGGTCCCACAGCTCGGTCACCTGCTCTACGGCATCTCGATCCAGCATATCTCCTCGTTT
CGCGGGTTGGGGCGGCTTTCGCTGTACGGCAGTAGTCCGGTGTCTCCAGACGGGCCAGGGTCAT
GTCTTTCCACGGGCGCAGGGTCTCGTCAGCGTAGTCTGGGTACGGTGAAGGGGTGCGCTCCGG
GCTGCGCGCTGGCCAGGGTGCCTTGAAGGCTGGTCTGCTGGTGAAGCGCTGCCGGTCTTCG
CCCTGCGCGTCCGCCAGGTAGCATTGACCATGGTGTATAGTCCAGCCCCCTCCGCGCGGTGGCC
TTGGCGCGCAGCTTGCCCTTGGAGGAGGCGCCGCACGAGGGGCAGTGCAGACTTTTGAAGGGCGTA

GAGCTTGGGCGGAGAAATACCGATTCCGGGGAGTAGGCATCCGCGCCGCAGGCCCCCGCAGACGG
TCTCGCATTCCACGAGCCAGGTGAGCTCTGGCCGTTCCGGGTCAAAAACCAGGTTTCCCCCATGC
TTTTTGATGCGTTTCTTACCTCTGGTTTCCATGAGCCGGTGTCCACGCTCGGTGACGAAAAGGCT
GTCCGTGTCCCGTATACAGACTTGAGAGGCCTGTCCTCGACCGATGCCCTTGAGAGCCTTCAAC
CCAGTCAGCTCCTTCCGGTGGGCGGGGCATGACTATCGTCCGCCACTTATGACTGTCTTCTT
TATCATGCAACTCGTAGGACAGGTGCCGGCAGCGCTCTGGGTCATTTTCCGGCGAGGACCGCTTTC
GCTGGAGCGCGACGATGATCGGCCTGTCGCTTGCAGTATTCGGAATCTTGCACGCCCTCGCTCAA
GCCTTCGTCACTGGTCCCGCCACCAAACGTTTCGGCGAGAAGCAGGCCATTATCGCCGGCATGGC
GGCCGACGCGCTGGGCTACGTCTTGCTGGCGTTCGCGACGCGAGGCTGGATGGCCTTCCCATTA
TGATTCTTCTCGCTTCCGGCGGCATCGGGATGCCCGGTTGCAGGCCATGCTGTCCAGGCAGGTA
GATGACGACCATCAGGGACAGCTTCAAGGCCAGCAAAGGCCAGGAACCGTAAAAAGGCCGCGT
TGCTGGCGTTTTTCCATAGGCTCCGCCCCCTGACGAGCATCACAAAATCGACGCTCAAGTCAG
AGGTGGCGAAACCCGACAGGACTATAAAGATACCAGGCGTTTCCCCCTGGAAGCTCCCTCGTGCG
CTCTCCTGTTCCGACCCTGCCGTTACCGGATACCTGTCCGCCTTCTCCCTTCGGGAAGCGTGGC
GCTTCTCATAGCTCACGCTGTAGGTATCTCAGTTCGGTGTAGGTCGTTCCGCTCCAAGCTGGGCT
GTGTGCAGAAACCCCGTTCAGCCCGACCGCTGCGCCTTATCCGGTAACTATCGTCTTGAGTCCA
ACCCGGTAAGACACGACTTATCGCCACTGGCAGCAGCCACTGGTAACAGGATTAGCAGAGCGAGG
TATGTAGGCGGTGCTACAGAGTTCTTGAAGTGGTGGCCTAACTACGGCTACACTAGAAGGACAG
TATTTGGTATCTGCGCTCTGCTGAAGCCAGTTACCTTCGGAAAAAGAGTTGGTAGCTCTTGATCC
GGCAAACAAACCACCGCTGGTAGCGGTGGTTTTTTTTGTTTGCAAGCAGCAGATTACGCGCAGAAA
AAAAGGATCTCAAGAAGATCCTTTGATCTTTTCTACGGGGTCTGACGCTCAGTGGAACGAAAAC
TCACGTTAAGGGATTTTGGTCATGAGATTATCAAAAAGGATCTTACCTAGATCCTTTTAAATT
AAAAATGAAGTTTTAAATCAATCTAAAGTATATATGAGTAAACTTGGTCTGACAGTTACCAATG
CTTAATCAGTGAGGCACCTATCTCAGCGATCTGTCTATTTTCGTTTCATCCATAGTTGCCTGACTCC
CCGTGCTGTAGATAACTACGATACGGGAGGGCTTACCATCTGGCCCCAGTGCTGCAATGATACCG
CGAGACCCACGCTCACCGGCTCCAGATTTATCAGCAATAAACCAGCCAGCCGGAAGGGCCGAGCG
CAGAAGTGGTCCGCAACTTTATCCGCCTCCATCCAGTCTATTAATTGTTGCCGGGAAGCTAGAG
TAAGTAGTTCGCCAGTTAATAGTTTGCGCAACGTTGTTGCCATTGCTGCAGGCATCGTGGTGTCA
CGCTCGTCGTTTTGGTATGGCTTCATTCAGCTCCGGTTCCTCAACGATCAAGGCGAGTTACATGATC
CCCCATGTTGTGCAAAAAAGCGGTTAGCTCCTTCGGTCCCTCCGATCGTTGTCAGAAGTAAGTTGG
CCGAGTGTATCACTCATGGTTATGGCAGCACTGCATAATTCTCTTACTGTGTCATGCCATCCGTA
AGATGCTTTTCTGTGACTGGTGAGTACTCAACCAAGTCATTCTGAGAATAGTGTATGCGGCGACC
GAGTTGCTCTTGCCGGCGTCAACACGGGATAATACCGCGCCACATAGCAGAACTTTAAAAGTGC
TCATCATTGGAACGTTCTTCCGGGGCGAAAACCTCTCAAGGATCTTACCGCTGTTGAGATCCAGT
TCGATGTAACCCACTCGTGCACCCAAGTATCTTTCAGCATCTTTTACTTTTACCAGCGTTTCTGG
GTGAGCAAAAACAGGAAGGCAAAATGCCGCAAAAAGGGAATAAGGGCGACACGGAAATGTTGA
ATACTCATACTCTTCTTTTCAATATTATTGAAGCATTATCAGGGTTATTGTCTCATGAGCGG
ATACATATTTGAATGTATTTAGAAAAATAAACAAATAGGGGTTCCGCGCActTTTCgggGAAAtG
TGCCACCTGACGCTAAGAAACCATTATTATCATGACATTAACCTATAAAAATAGGCGTATCAGG
AGGCCCTTTCGTCTTCAA

Vector Bio-safety Information

At the University of Iowa, all varieties of viral vectors produced at the Viral Vector Core are required to be handled at Biosafety Level 2 (BSL2). In animal studies, adenoviral vectors require ABL2 containment. Please check with your institution's Biosafety Officer to confirm local requirements

Adenovirus Background:

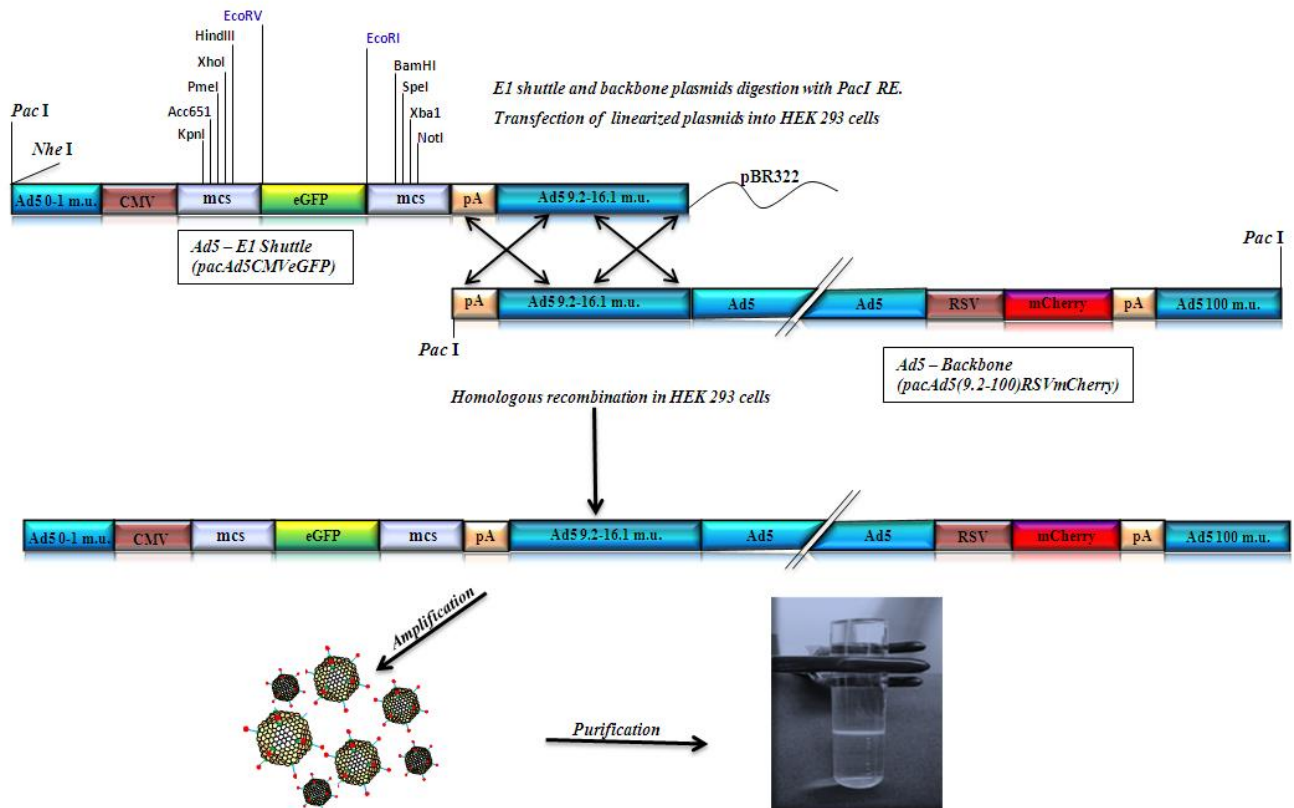
Adenoviruses are very important tool in basic research. They are used to identify proteins role in different biological processes both *in vivo* and *in vitro*. Virus construction is performed using the RapAd™ System developed by the University of Iowa VVC (For description, refer to the article "[A simple method for the rapid generation of recombinant adenovirus vectors](#)" published in [Gene Therapy 7:1034-1038, 2000](#)). Adenovirus vectors prepared in the core are E1 and E3 deleted. They have a total E1a deletion (*m.u. 1.4 to 4.5) plus a partial E1b deletion (*m.u. 4.7 to 9.2). These deletions are what make the vector replication deficient. They also have a partial E3 deletion, 720bp for the sub360 backbone, a 1.6Kb deletion for the dl309 backbone and a 3.1Kb deletion for the total E3 deleted backbone.

*m.u = Map units (1 m.u = 360bp)

Characteristics:

- Episomal gene expression.
- Infects dividing and non-dividing cells.
- Transient high-level protein expression.
- Accommodates inserts of up to 7.5kb. Larger inserts can be added, provided that an equivalent part of the viral genome has been properly deleted.
- High viral titer can be produced, 1E+10 to 5E+10pfu/ml (1E+12pt/ml) to 8E+10 to 1E+11/ml (1E+13pt/ml).

Adenovirus Construction RapAd™ System



Disadvantages and adverse effects:

- Elicits host immune response, thus depleting the number of transduced cells *in-vivo*.
- Viral particles can be neutralized by the host immune response.
- Short-term expression of the transgene due to lack of integration into the host genome.

Recombination:

The recombinant adenoviruses can revert to wild type during virus production, thus packaging replication competent particles (RCA). For this reason, each new lot produced at the core is tested for the presence of RCA by immuno-staining.

References:

- **RapAd™ System:** Anderson RD, Haskell RE, Xia H, Roessler BJ, Davidson BL. *"A simple method for the rapid generation of recombinant adenovirus vectors"*. Gene Ther. 2000 Jun;7(12):1034-8
- **A195 Buffer:** [Evans RK](#), [Nawrocki DK](#), [Isopi LA](#), [Williams DM](#), [Casimiro DR](#), [Chin S](#), [Chen M](#), [Zhu DM](#), [Shiver JW](#), [Volkin DB](#). *Development of stable liquid formulations for adenovirus-based vaccines.* [J Pharm Sci](#). 2004 Oct;93(10):2458-7

Contact Information:**Viral Vector Core**

University of Iowa
500 Newton Road
221 Eckstein Medical Research Building
Iowa City, IA 52242
Tel: (319) 335-6726
vectors@uiowa.edu