

G0358

pFBAAVmcsCMVhrGFPSV40pA

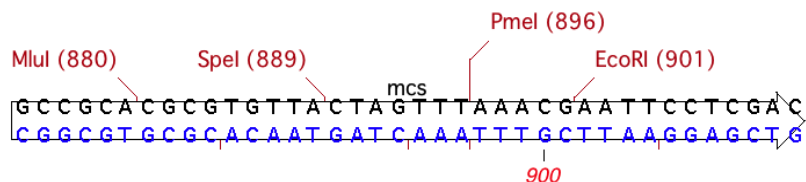
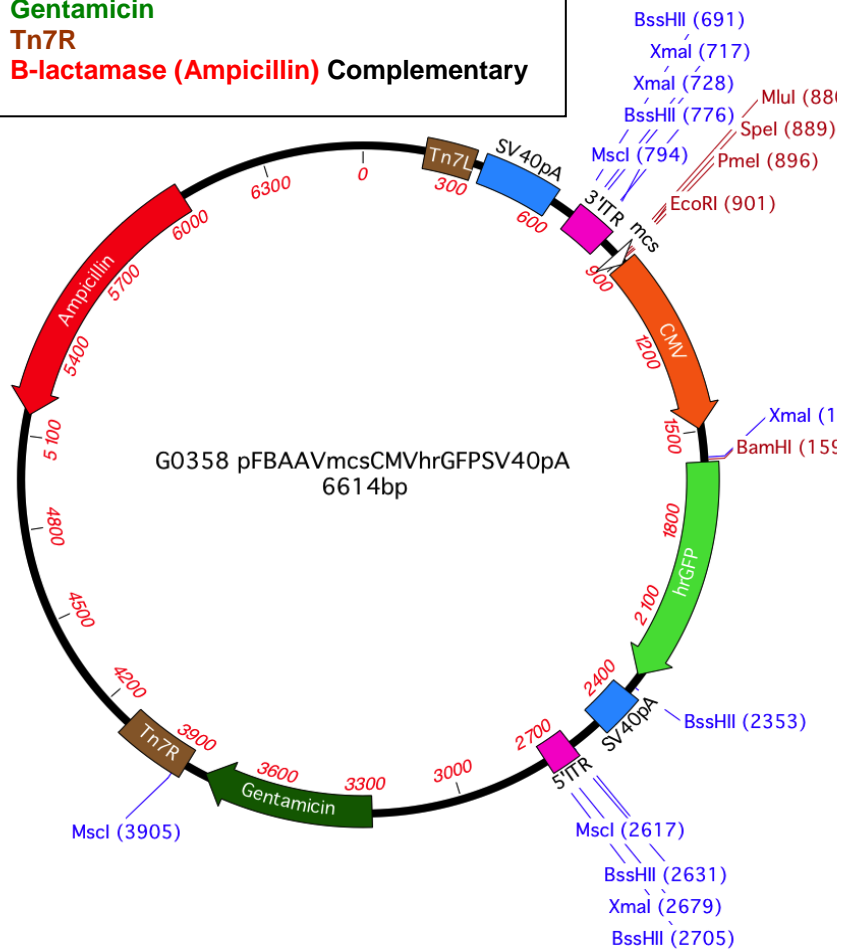


VIRAL VECTOR CORE

Coordinates	Feature
194-348	Tn7L
376-511	SV40pA (complementary-remnant of pFB cloning)
678-818	AAV2 ITR (141bp)
820-912	MCS
913-1492	CMV Promoter
1599-2315	hrGFP
2377-2513	SV40pA
2594-2723	AAV2 ITR (130bp)
3280-3813	Gentamicin
3880-4104	Tn7R
5168-6028	B-lactamase (Ampicillin) Complementary

Antibiotic Resistance: Ampicillin and Gentamicin
Bacterial Backbone: pFastBac™ (Invitrogen)

Note: To check the integrity of the AAV ITR's perform single restriction enzyme digestions with XmaI, BssHII, and MscI



>G0358 pFBAAVmcsCMVhrGFPSV40pA 6614bp

CCATTGCGCATTGAGGCTGCAAATAAGCGTTGATATTCAGTCAATTACAAACATTAATAACGAAGAGAT
GACAGAAAAATTTTCATTCTGTGACAGAGAAAAAGTAGCCGAAGATGACGGTTTGTACATGGAGTTG
GCAGGATGTTTGATTAACATAACAGGAAGAAAAATGCCCGCTGTGGCGGACAAAATAGTTGG
GAACTGGGAGGGGTGAAATGGAGTTTTTAAGGATTATTTAGGGAAGAGTGACAAAATAGATGGGAA
CTGGGTGTAGCGTCGTAAGCTAATACGAAAATTAATAATGACAAAATAGTTTGAAGTACTGATTTCACTT
ATCTGGTTCGGATCTCCTAGGCGATATCAGTGATCAGATCCAGACATGATAAGATACATTGATGAGTTT
GGACAAACCACAAGTGAATGCAGTGAAAAAATGCTTTATTTGTGAAATTTGTGATGCTATTGCTTTA
TTTGTAAACCATTATAAGCTGCAATAAACAAGTTAACAAACAATTGCATTCATTTTATGTTTCAGGTTT
AGGGGGAGGTGTGGGAGGTTTTTAAAGCAAGTAAACCTCTACAAATGTGGTATGGCTGATTATGAT
CCTCTAGTACTTCTCGACAAGCTTACATTATTGAAGCATTATCAGGGTATTGTCTCAGACCTGCAAGG
CAGCTGCGCGCTCGCTCGCTCACTGAGGCCGCCGGGCAAGCCCGGGCTCGGGCGACCTTTGGT
CGCCCGCCTCAGTGAGCGAGCGAGCGCGCAGAGAGGGAGTGGCCAACTCCATCACTAGGGGTTCC
TTGTAGTTAATGATTAACCCGCCATGCTACTTATCTACGTAGCCATGCTCTAGAGCGGCCGACGCGT
GTTACTAGTTTAAACGAATTCTCAGCTTATTAATAGTAATCAATTACGGGGTATTAGTTTATAGCCCA
TATATGGAGTTCGCGTTACATAACTTACGGTAAATGGCCCGCTGGCTGACCGCCCAACGACCCCG
CCATTGACGTCAATAATGACGTATGTTCCCATAGTAACGCCAATAGGGACTTTCCATTGACGTCAAT
GGTGGAGTATTTACGGTAAACTGCCACTTGGCAGTACATCAAGTGTATCATATGCCAAGTACGCCCC
CTATTGACGTCAATGACGGTAAATGGCCCGCTGGCATTATGCCAGTACATGACCTTATGGGACTTT
CCTACTTGGCAGTACATCTACGTATTAGTCATCGCTATTACCATGGTGATGCGGTTTTGGCAGTACATC
AATGGGCGTGGATAGCGTTTTGACTCACGGGGATTTCCAAGTCTCCACCCATTGACGTCAATGGGAG
TTTTTTTTGGCACAAAATCAACGGGACTTTCCAAAATGTCGTAACAACCTCCGCCCATGACGCAAT
GGGCGGTAGGCGTGTACGGTGGGAGGTCTATATAAGCAGAGCTCGTTTTAGTGAACCGTCAGATCCGC
TAGCGATTACGCCAAGCTCGAAATTAACCCTCACTAAAGGGAACAAAAGCTGGAGCTCCACCGCGGT
GGCGGCCGCTCTAGCCCGGGCGGATCCACCATGGTGAGCAAGCAGATCCTGAAGAACACCGGCCTG
CAGGAGATCATGAGCTTCAAGGTGAACCTGGAGGGCGTGGTGAACAACCACGTGTTACCATGGAGG
GCTGCGGCAAGGGCAACATCCTGTTCCGGCAACCAGCTGGTGCAGATCCGCGTGACCAAGGGCGCCC
CCCTGCCCTTCGCTTCGACATCCTGAGCCCCGCTTCCAGTACGGCAACCGCACCTTACCAAGTAC
CCGAGGACATCAGCGACTTCTTCATCCAGAGCTTCCCCGCGGCTTCTGTACGAGCGCACCTGCTG
GCTACGAGGACGGCGGCCTGGTGGAGATCCGCAGCGACATCAACCTGATCGAGGAGATGTTCTGTGTA
CCGCGTGGAGTACAAGGGCCGCAACTTCCCAACGACGGCCCCGTGATGAAGAAGACCATCACCGG
CCTGCAGCCCAGCTTCGAGGTGGTGTACATGAACGACGGCGTGCTGGTGGGCCAGGTGATCCTGGTG
TACCGCCTGAACAGCGGCAAGTTCTACAGCTGCCACATGCGCACCTGATGAAGAGCAAGGGCGTGG
TGAAGGACTTCCCGAGTACCACTTTCATCCAGCACCGCCTGGAGAAGACCTACGTGGAGGACGGCGG
CTTCGTGGAGCAGCAGGACCGCCATCGCCAGCTGACCAGCCTGGGCAAGCCCTGGGCAGCCT
GCACGAGTGGGTGTAAGGTACCAATTGCGCCTATAGTGAGTGTATTACGCGCGCAGCGGCCGACC
ATGGCCC AACTTGTATTATGACGTTATAATGGTTACAATAAAGCAATAGCATCACAAATTTACAAA
TAAAGCATTTTTTTACTGCACTTAGTTGTGGTTGTCCAACTCATCAATGTATCTTATCATGTCTGGA
TCTCCGACCACGTGCGGACCGAGCGGCCGCTCTAGAGCATGGCTACGTAGATAAGTAGCATGGCGG
GTTAATCATTAACTACAAGGAACCCCTAGTGTAGGAGTTGGCCACTCCCTCTGCGCGCTCGCTCGC
TCACTGAGCCGGCGCAAAAGGTGCCCCGAGCCCGGGCGGCTCAGTGAGCGAGCGAGCGCGC
AGCTGCCTGCAGGCATGCAAGCTGTAGCCAACCACTAGAACTATAGCTAGAGTCTGGGCGAACAAA
CGATGCTCGCCTTCCAGAAAACCGAGGATGCGAACCACTTTCATCCGGGGTACAGCACACCAGGCAAGC
GCCGCGACGGCCGAGGTCTTCCGATCTCCTGAAGCCAGGGCAGATCCGTGCACAGCACCTTGCCGTA
GAAGAACAGCAAGGCCGCAATGCCTGACGATGCGTGGAGACCGAAACCTTGCCTCGTTCCGCCAGC
CAGGACAGAAATGCCTGACTTCGCTGCTGCCCAAGGTTGCCGGGTGACGCACACCGTGGAAACGGA
TGAAGGCACGAACCCAGTTGACATAAGCCTGTTCCGGTTCGTAATACTGTAATGCAAGTAGCGTATGCGC
TCACGCAACTGGTCCAGAACCTTGACCGAACGCAGCGGTGGTAACGGCGCAGTGGCGGTTTTTCATGG
CTTGTTATGACTGTTTTTTGTACAGTCTATGCCTCGGGCATCCAAGCAGCAAGCGGTTACGCCGTGG
GTCGATGTTTGTATGTTATGGAGCAGCAACGATGTTACGCAGCAGCAACGATGTTACGCAGCAGGGCA
GTCGCCCTAAAACAAAGTTAGGTGGCTCAAGTATGGGCATCATTGCGACATGTAGGCTCGGCCCTGAC
CAAGTCAAATCCATGCGGGCTGCTCTTGATCTTTTCGGTCTGTAGTTCCGGAGACGTAGCCACCTACTC
CCAACATCAGCCGGACTCCGATTACCTCGGGAACCTGCTCCGTAGTAAGACATTTCATCGCGCTTGCTG
CCTTCGACCAAGAAGCGGTTGTTGGCGCTCTCGCGGCTTACGTTCTGCCAAGTTTGGAGCAGCCGCGT
AGTGAGATCTATATCTATGATCTCGCAGTCTCCGGCGAGCACCGGAGGCAGGGCATTGCCACCGCGC

TCATCAATCTCCTCAAGCATGAGGCCAACGCGCTTGGTGCTTATGTGATCTACGTGCAAGCAGATTAC
GGTGACGATCCCGCAGTGGCTCTCTATACAAAAGTTGGGCATACGGGAAGAAGTGATGCACTTTGATAT
CGACCCAAGTACCGCCACCTAACAAATTCGTTCAAGCCGAGATCGGCTTCCCGGCCGCGGAGTTGTTCC
GGTAAATTGTCACAACGCCGCGAATATAGTCTTTACCATGCCCTTGGCCACGCCCTCTTTAATACGAC
GGGCAATTTGCACTTCAGAAAATGAAGAGTTTGCTTTAGCCATAACAAAAGTCCAGTATGCTTTTTAC
AGCATAACTGGACTGATTTACGTTTACAACCTATTCTGTCTAGTTTAAAGACTTTATTGTCATAGTTT
CTATTTTGTTCAGTTTAAAGACTTTATTGTCCGCCACACCCGCTTACGCAGGGCATCCATTTACTCA
ACCGTAACCGATTTTGCCAGGTTACGCGGCTGGTCTATGCGGTGTGAAATACCGCACAGATGCGTAAG
GAGAAAATACCGCATCAGGCGCTTCCGCTTCCCTCGCTCACTGACTCGCTGCGCTCGGTCGTTCCGGC
TGCGGCGAGCGGTATCAGCTCAAAAGGCGTAATACGGTTATCCACAGAATCAGGGGATAACGC
AGGAAAGAACATGTGAGCAAAGGCCAGCAAAGGCCAGGAACCGTAAAAAGGCCGCGTTGCTGGC
GTTTTCCATAGGCTCCGCCCCCTGACGAGCATCAAAAATCGACGCTCAAGTCAGAGGTGGCGAA
ACCCGACAGGACTATAAGATACCAGGCGTTTCCCCCTGGAAGCTCCCTCGTGCCTCTCCTGTTCCG
ACCTGCCGCTTACCGGATACCTGTCCGCTTCTCCCTTCGGAAGCGTGGCGCTTTCTCATAGCTCA
CGCTGTAGGTATCTCAGTTCGGTGTAGGTCGTTCCGCTCAAGCTGGGCTGTGTGCACGAACCCCGT
TCAGCCGACCGCTGCGCTTATCCGGTAACCTATCGTCTTGAAGTCCAACCCGTAAGACACGACTTAT
CGCCACTGGCAGCAGCCACTGGTAACAGGATTAGCAGAGCGAGGTATGTAGGCGGTGCTACAGAGTT
CTTGAAGTGGTGGCCTAACTACGGCTACACTAGAAGAACAGTATTTGGTATCTGCGCTCTGCTGAAGC
CAGTTACCTTCGGAAAAAGAGTTGGTAGCTCTTGATCCGGCAAACAAACCACCGCTGGTAGCGGTGGT
TTTTTTGTTTGAAGCAGCAGATTACGCGCAGAAAAAAGGATCTCAAGAAGATCCTTTGATCTTTTCT
ACGGGGTCTGACGCTCAGTGAACGAAAACCTCACGTTAAGGGATTTGGTTCATGAGATTATCAAAAAG
GATCTTCACCTAGATCCTTTAAATTAATAAATGAAGTTTAAATCAATCTAAAGTATATATGAGTAACT
TGGTCTGACAGTTACCAATGCTTAATCAGTGAGGCACCTATCTCAGCGATCTGTCTATTTTCGTTTCATCC
ATAGTTGCCTGACTCCCGCTCGTGTAGATAACTACGATACGGGAGGGCTTACCATCTGGCCCCAGTGC
TGCAATGATACCGCGAGACCCACGCTCACCGGCTCCAGATTTATCAGCAATAAACCAGCCAGCCGGA
AGGGCCGAGCGCAGAAGTGGTCTGCAACTTTATCCGCTCCATCCAGTCTATTAATTGTTGCCGGGA
AGCTAGAGTAAGTAGTTCGCCAGTTAATAGTTTGCACAACGTTGTTGCCATTGCTACAGGCATCGTGGT
GTCACGCTCGTCTGTTGGTATGGCTTCATTCAGCTCCGGTCCCAACGATCAAGGCGAGTTACATGATC
CCCCATGTTGTGCAAAAAGCGGTTAGCTCCTTCGGTCTCCGATCGTTGTCAGAAGTAAGTTGGCCG
CAGTGTATCACTCATGGTTATGGCAGCACTGCATAATTCTCTTACTGTCATGCCATCCGTAAGATGCT
TTTCTGTGACTGGTGAGTACTCAACCAAGTCATTCTGAGAATAGTGTATGCGGCGACCGAGTTGCTCTT
GCCGGCGTCAATACGGGATAATACCGCGCCACATAGCAGAACTTTAAAAGTGCTCATCATTGAAAAA
CGTTCTTCGGGGCGAAAACCTCAAGGATCTTACCGCTGTTGAGATCCAGTTCGATGTAACCCACTCG
TGCACCCAACCTGATCTTCAGCATCTTTACTTTACCAGCGTTTCTGGGTGAGCAAAAACAGGAAGGC
AAAATGCCGCAAAAAGGGAATAAGGGCGACACGGAAATGTTGAATACTCATACTCTTCTTTTTCAA
TATTATTGAAGCATTATCAGGGTTATTGTCTCATGAGCGGATACATATTTGAATGTATTTAGAAAAATA
AACAAATAGGGGTTCCGCGCACATTTCCCCGAAAAGTGCCACCTAAATTGTAAGCGTTAATATTTTGT
AAAATTCGCGTTAAATTTTTGTTAAATCAGCTCATTTTTTAACCAATAGGCCGAAATCGGCAAAATCC
TATAAATCAAAAAGAAATAGACCGAGATAGGGTTGAGTGTGTTCCAGTTTGAACAAGAGTCCACTATT
AAGAACGTGGACTCCAACGTCAAAGGGCGAAAAACCGTCTATCAGGGCGATGGCCCACTACGTGAAC
CATCACCTAATCAAGTTTTTTGGGGTCGAGGTGCCGTAAGCACTAAATCGGAACCCTAAAGGGAGC
CCCCGATTTAGAGCTTGACGGGGAAAGCCGGCGAACGTGGCGAGAAAGGAAGGAAGAAAGCGAAA
GGAGCGGGCGCTAGGGCGCTGGCAAGTGTAGCGGTACGCTGCGCGTAACCACCACACCCGCGCGC
CTTAATGCGCCGCTACAGGGCGCGTC

pFBAAVmcsCMVhrGFPSV40pA
VVC # G0358
Prep Date: 3/25/2011 Concentration: 3.2ug/ul
Plasmid and ITR Integrity:

Expected Fragments from digest of insertless plasmid

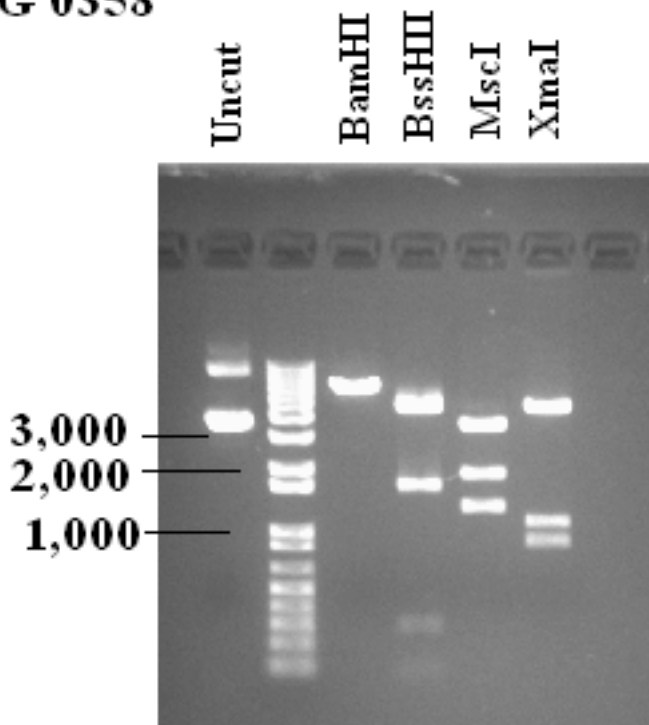
BamHI: Linearized ~6614bp

BssHII: 4600bp, 1577bp, 278bp, 85bp, 74bp

MscI: 3503bp, 1823bp, 1288bp

XmaI: 4652bp, 1096bp, 855bp, 11bp

G 0358



Prep: 3/25/2011 3.2ug/ul

Information and Cloning Suggestions for Working with pFBAAV Plasmids:

Characteristics of AAV:

Adeno-Associated virus (AAV) is a non-pathogenic helper dependant parvovirus. This is one of the most promising vehicles for gene delivery. Recombinant AAV vectors have predominantly episomal gene expression. AAV has long term expression in terminally differentiated cells. It can infect a wide range of cells, including non-dividing cells.

Insert Size:

The major disadvantage of the AAV vectors is the small genome, which limits the size of the transgene (from ITR to ITR) to about 4.7 Kb. Please consider the size of the promoter, polyA, any reporters, and your gene of interest when planning the cloning into an AAV shuttle vector. When the length of inserted DNA between the 2 ITRs is close the maximal allowed, i.e., 4.7Kb, the packaging efficiency decreases significantly.

AAV Production:

The University of Iowa Viral Vector Core uses two systems for AAV production: A Triple Transfection System and the Baculovirus System.

The Triple Transfection System may be used with any pAAV plasmid including the pFBAAV plasmids. A pHelper plasmid isolated from adenovirus, a Rep/Cap plasmid, and the AAV ITR plasmid package containing the gene of interest are transfected into 40 x 150mm plates of adherent 293FT cells per prep. This system is more labor intensive for production and purification but can be completed within three to four weeks of receiving the plasmid.

The services provided for production are:

- Transfection.
- Large-scale amplification of AAV vectors.
- The AAV vector is purified using either CsCl or an iodixanol gradient followed by ion-exchange or affinity chromatography.
- A physical titer in viral genomes per ml (vg/ml) is assessed by QPCR.
- **Sample required:** 1500ug of high quality AAV plasmid expressing the gene of interest at a concentration greater than 0.25ug/ul per prep. One disadvantage to the investigator in the triple transfection system is having to provide 1500ug of DNA for each subsequent prep and the possibility of recombination during the maxi prep process. Each maxi prep should be digested and evaluated for integrity.

The Baculovirus System can only be used with pFBAAV plasmids with Tn7 transposable elements to incorporate the ITRs and gene of interest into the Bacmid DNA. *Please note: not all AAV plasmids contain the Baculo elements so this system may not be an option for everyone. This system also relies on the gentamicin selection marker within the transposable elements. The system was developed by Dr. Robert Kotin at the National Institute of Health. The system is described in the following publication: "*Insect Cells as a Factory to Produce Adeno-Associated Virus Type 2 Vectors*" [Human Gene Therapy 13:1935-1943](#) (November 1, 2002). The Baculovirus System takes 5-6 weeks for production but has many advantages. The Baculovirus System can tolerate more toxic proteins driven by mammalian promoters as these promoters will not be active in the insect cells. This system is also generally more robust with higher titers, cost-effective, and less labor intensive for production. Once we have a Baculovirus stock of the investigator package, we can make additional preps readily and we have tested the Baculovirus stock to be stable for years.

The services provided for production are:

- Transposition of the gene interest into the DH10Bac bacmid DNA. Everything in the pFBAAV plasmid between the transposable elements (Tn7, ITR, Promoter, gene of

interest, pA, ITR, gentamicin resistance, Tn7) is incorporated into the large 135,000kb bacmid DNA. Your plasmid must be gentamicin resistant for the transposition to work.

- Growth and midi prep preparation of Bacmid DNA.
- Transfection of the Bacmid DNA with gene of interest into Sf9 cells. Approximately 12mls of the P1 stage Baculovirus is harvested 5 days later.
- Titer of the Baculovirus P1 stock. We are able to make 1-3 preps of final AAV virus using the P1 stock depending on the titer of the stock and the desired MOI of infection for the final AAV prep.
- For multiple AAV virus preps the P1 stock is amplified to a larger volume P2 Baculovirus stock and titered.
- The final AAV virus is prepared in bioreactor bags on a rocker platform by dual infection with the package Baculovirus and the desired Rep/Cap Baculovirus into Sf9 cells. The Baculovirus provides pHelper function. The culture is harvested 3 days later.
- The AAV vector is purified using either CsCl or an iodixanol gradient followed by ion-exchange or affinity chromatography.
- A physical titer in viral genomes per ml (vg/ml) is assessed by QPCR.
- **Sample required:** 10ug of pFBAAV plasmid expressing the gene of interest at a concentration greater than 0.25ug/ul.

Bacterial Backbone:

All of our internal AAV plasmids contain Baculo compatible elements from Invitrogen pFastBac™. For information on the pFastBac backbone and the Baculovirus System, please review the Invitrogen manual: http://tools.invitrogen.com/content/sfs/manuals/bactobac_topo_exp_system_man.pdf

**Please note: not all AAV plasmids are compatible with the Baculo system.

ITRs (Inverted Terminal Repeats):

The ITRs for AAV were engineered into the Invitrogen pFastBac backbone by Dr. Robert Kotin.

Orientation and Updates:

The MCS and BgHpA were inserted in the antisense direction relative to the Invitrogen backbone and ITRs. Please note that the backbone and ITRs were re-sequenced and updated in 2012 and there are several changes. Please discard any older sequences. The nomenclature of 5'ITR (130bp) and 3'ITR (141bp) have been retained on some maps to identify the sequences. The orientation of the ITRs makes no difference to the formation of the viral vector.

Recombination:

Recombination is a possibility at both the transposable elements (Tn7L and Tn7R) and the Inverted Terminal Repeats (ITRs) in the pFBAAV plasmid. In order to check for and reduce the chance of recombination, we have the following recommendations.

Antibiotic Resistance:

The gentamicin resistant gene lies within the transposable elements and may be lost if the transposable elements recombine. We suggest using **both ampicillin and gentamicin** selection on plates and in your liquid media throughout the cloning process and during amplification to midi or maxi preps.

Ampicillin concentration: 100ug/ml final

Gentamicin Sulfate concentration: 7ug/ml final

E. Coli Competent Cell Recommendations:

We recommend using a stable E. coli strain such as **SURE2, Stable2, or Stable3** for transformation of your final plasmid product. These competent cell strains have been engineered to stop unwanted rearrangement events and lack the components of the pathways that catalyze the rearrangement and deletion of nonstandard secondary and tertiary structures, including cruciforms (caused by inverted repeats) and Z-DNA, that occur frequently in eukaryotic cells. Cloning, however, can be difficult in these strains. We recommend DH5a competent cells for sub-

cloning.

Quality Control ITR Digest:

We require a quality control digest of the plasmid upon submission to ensure that there is no recombination before vector production is started. The ITRs in the pFBAAV plasmids have several convenient restriction sites to determine whether the ITRs are intact without sequencing. Sequencing the ITRs can be difficult due to their hairpin secondary structure. We suggest a single digest each of **BssHII**, **MscI**, and **XmaI**. It is a good idea to also run un-cut and linearized plasmid next to these digests. Determine your expected fragment sizes for each digest and check carefully to see that you get what you expect and have no extraneous bands. Be sure to check your final midi or maxi product (not just your miniprep) as recombination is possible during any amplification process.

Sequencing pFBAAV plasmids and ITRs

The majority of the plasmid and insert can be sequenced normally. Sequencing of the ITRs is difficult but possible. Sequencing of the ITRs or other difficult secondary structures may be aided by requesting "Extended Denaturation" or by requesting "Betaine Chemistry for AAV ITRs" in the comments section at the University of Iowa Sequencing Core. Non-UI investigators should consult with their own sequencing facility for help if sequencing of the ITRs is desired. We routinely request "Extended Denaturation" for all AAV plasmid sequencing.

There is no one set of primers that will always sequence through the ITRs. The ITR primers listed below have been used with success in many cases. Try sequencing in both directions: from the plasmid in and from your insert out.

Suggested Sequencing Primers for a variety of pFBAAV plasmids:

Below is a general list of commonly used primers at the University of Iowa Viral Vector Core. Please check to make sure the primers work for the shuttle plasmid you have received. There are many free primer design programs available to design primers that will sequence your insert.

BgHpA For	TGAGGAAATTGCATCGCATTGTCT
BgHpA Rev	AGGAAAGGACAGTGGGAGTG
pFBAAV (130bp ITR)	GCCTTGCTGTTCTTCTACGG
pFB587F (141bp ITR)	CTCTACAAATGTGGTATGGCTG
pFB214F (141bp ITR)	GGGGTGGAAATGGAGTTT
pFB158F (141bp ITR)	CATAACAGGAAGAAAATGCCCCG
EGFP-141Rev	GAACTTCAGGGTCAGCTTGCCGTA
EGFP-651For	TCACATGGTCCTGCTGGAGTT
IRES Rev	CTCACATTGCCAAAAGACG
mU6 For	ACAGACTTGTGGGAGAAGC
CMV Rev	GTAGGAAAGTCCCATAAGGTCA
CMV For	GTGGGAGGTCTATATAAGCAGAGCTCG
IRESfor	GTTGTGAGTTGGATAGTTGTGG

Please contact us with any questions:

Viral Vector Core
vectors@uiowa.edu
University of Iowa
500 Newton Road
221 Eckstein Medical Research Building

Iowa City, IA 52242
Tel: (319) 335-6726
<http://www.medicine.uiowa.edu/vectorcore/>

*Updated 2-22-17 AN