
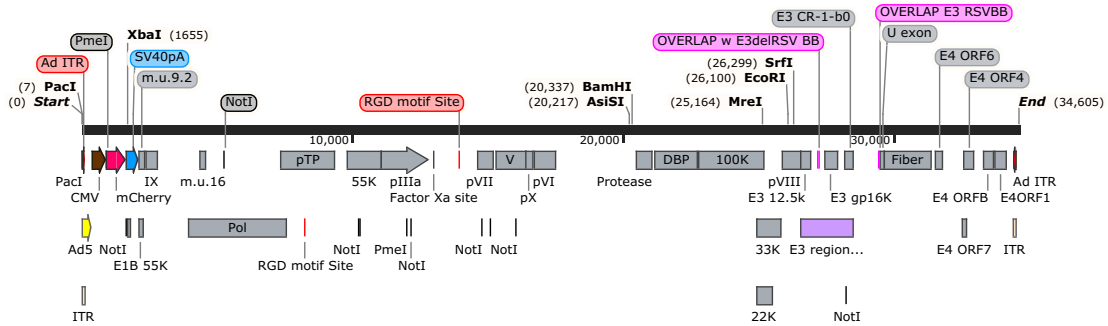


# U of Iowa-537 Ad5CMV-mCherry Plasmid: pAd5CMV-mCherry-SV40



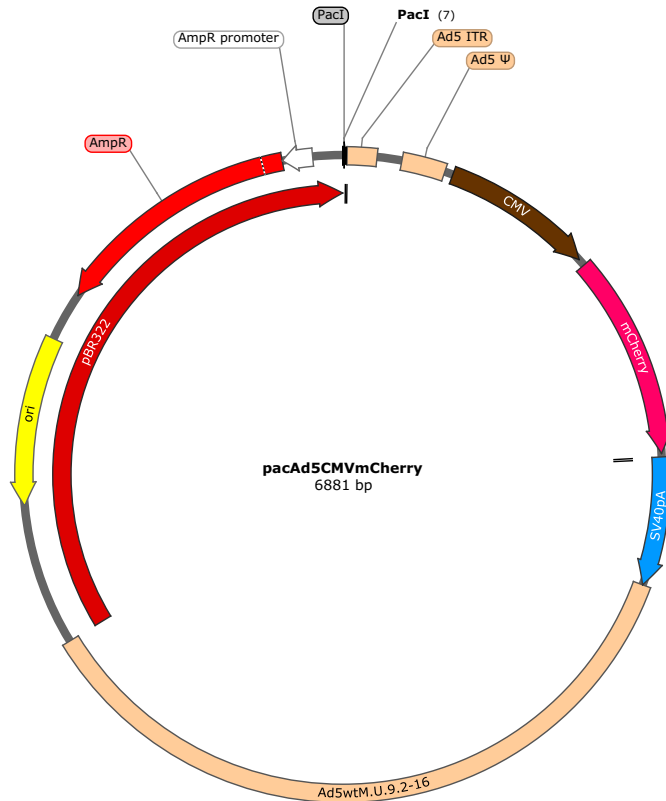
Viral DNA 34,605 bp



Iowa-537 Ad5CMVmCherry Viral DNA  
34,605 bp

**Antibiotic Resistance:** Ampicillin  
**Backbone:** pBR322

**Note:** To check the integrity of the Ad5 plasmid, perform single restriction enzyme digestions with NheI, BssHII, SacII and XmaI.



Plasmid Features:

<u>Coordinates</u>	<u>Feature</u>
16-118	Ad5 ITR
205-356	Ad5wtm.u.9.2-16
386-912	CMV Promoter
938-1648	mCherry
1680-1814	SV40
2107-4561	Ad5wtm.u.9.2-16
4562-6881	pBR322
5815-6673	Beta-lactamase (AmpicillinR)

>GXXXX pacAd5CMVmCherry 6881bp

AATTAATTAAGCTAGCATCATCAATAATATACCTTATTTTTGGATTGAAGCCAATATGATAATGAGGGGGTGGAGTTT  
GTGACGTGGCGCGGGGGCGTGGGAACGGGGCGGGTGGAGTAGTAGTGTGGCGGAAGTGTGATGTTGCAAGTGTGGCGG  
AACACATGTAAGCGACGGATGTGGCAAAAGTGACGTTTTTGGTGTGCGCCGGTGTACACAGGAAGTGACAATTTTCG  
CGCGGTTTTAGGCGGATGTTGTAGTAAATTTGGGCGTAACCGAGTAAGATTTGGCCATTTTCGCGGGAAAACCTGAAT  
AAGAGGAAGTGAAATCTGAATAATTTGTGTTACTCATAGCGCGTAATATTTGTCTAGGGAGATCAGCCTGCAGGTC  
GTTACATAACTTACGGTAAATGGCCCGCCTGGCTGACCGCCCAACGACCCCGCCATTGACGTCAATAATGACGTA  
TGTTCCCATAGTAACGCCAATAGGGACTTTCATTGACGTCAATGGGTGGAGTATTTACGGTAAACTGCCACTTGG  
CAGTACATCAAGTGTATCATATGCCAAGTACGCCCTATTGACGTCAATGACGGTAAATGGCCCGCCTGGCATTAT  
GCCAGTACATGACCTTATGGGACTTTCCTACTTGGCAGTACATCTACGTATTAGTCATGCTATTACCATGGTGAT  
GCGGTTTTGGCAGTACATCAATGGGCGTGGATAGCGTTTTGACTCACGGGGATTTCCAAGTCTCCACCCATTGACG  
TCAATGGGAGTTTTGTTTTGGCACCAAATCAACGGGACTTTCCAATGTGCGTAACAACCTCCGCCCATTTGACGCAA  
ATGGGCGGTAGGCGTGTACGGTGGGAGGTCTATATAAGCAGAGCTCGTTTTAGTGAACCGTCAGATGGTACCGTTTTAA  
ACTCGAGGCCACCATGGTGGAGCAAGGGCGAGGAGGATAACATGGCCATCATCAAGGAGTTCATGCGCTTCAAGGTGC  
ACATGGAGGGCTCCGTGAACGGCCACGAGTTCGAGATCGAGGGCGAGGGCGAGGGCCGCCCTACGAGGGCACCCAG  
ACCGCCAAGCTGAAGGTGACCAAGGGTGGCCCTGCCCCTCGCCTGGGACATCCTGTCCCCTCAGTTCATGTACGG  
CTCCAAGGCCTACGTGAAGCACCCCGCCGACATCCCCGACTACTTGAAGCTGTCTTCCCGAGGGCTTCAAGTGGG  
AGCGCGTGATGAAGTTCGAGGACGGCGGCGTGGTGGCCTGACCGTGGCAGGACTCCTCCCTGCAGGACGGCGAGTTCATC  
TACAAGGTGAAGCTGCGCGGCACCAACTTCCCCTCCGACGGCCCCGTAATGCAGAAGAAGACCATGGGCTGGGAGGC  
CTCCTCCGAGCGGATGTACCCCGAGGACGGCGCCCTGAAGGGCGAGATCAAGCAGAGGCTGAAGCTGAAGGACGGCG  
GCCACTACGACGCTGAGGTCAAGACCACCTACAAGGCCAAGAAGCCCGTGCAGCTGCCCGGCGCCTACAACGTCAAC  
ATCAAGTTGGACATCACCTCCCACAACGAGGACTACCCATCGTGGAAACAGTACGAACGCGCCGAGGGCCGCCACTC  
CACCGGCGGCATGGACGAGCTGTACAAGTAGACTAGTTCCTAGAGCGGCCGCACAGCGGGGAGATCCAGACATGATA  
AGATACATTGATGAGTTTGGACAAACCACAACCTAGAATGCAGTGAATAAATGCTTTATTTGTGAAATTTGTGATGC  
TATTGCTTTATTTGTAACCATTATAAGCTGCAATAAACAAGTTAACAACAACAATTGCATTCATTTTATGTTTCAGG  
TTCAGGGGGAGGTGTGGGAGGTTTTTTAAAGCAAGTAAACCTCTACAATGTGGTATGGCTGATTATGATCCGGCT  
GCCTCGCGGTTTTCGGTGATGACGGTGAACCTCTGACACCTGACAGTCCCGGAGACGCTCACAGCTTGTCTGTAA  
GCGGATGCCGGGACGAGACAAGCCCGTCAAGGGCGCTGACGGGTTGGCGGGTGTGCGGGGATCCAGCCATGAGGTC  
GACTCTAGTCCCCGCGGTGGCAGATCTGGAAGGTGCTGAGGTACGATGAGACCCGACCAGGTGCAGACCCTGCGAG  
TGTGGCGGTAAACATATTAGGAACCAGCCTGTGATGCTGGATGTGACCGAGGAGCTGAGGCCCGATCACTTGGTGCT  
GGCCTGCACCCGCGCTGAGTTTTGGCTCTAGCGATGAAGATACAGATTGAGGTACTGAAATGTGTGGGCGTGGCTTAA  
GGGTGGGAAAGAATATATAAGGTGGGGTCTTATGTAGTTTTGTATCTGTTTTGCAGCAGCCGCCCGCCCATGAGC  
ACCAACTCGTTTTGATGGAAGCATTGTGAGCTCATATTTGACAACGCGCATGCCCCCATGGGCCGGGGTGCCTCAGAA  
TGTGATGGGCTCCAGCATTGATGGTCGCCCCGTCTGCCCGCAAACCTCTACTACCTTGACCTACGAGACCGTGTCTG  
GAACGCCGTTGGAGACTGCAGCCTCCGCCCGCCTTCAAGCGCTGCAGCCACCGCCCGGGATTGTGACTGACTTT  
GCTTTCCTGAGCCCGCTTGAAGCAGTGCAGCTTCCCGTTCATCCGCCCGGATGACAAGTTGACGGCTCTTTTGGC  
ACAATTGGATTCTTTGACCCGGGAACCTTAATGTGTTTTCTCAGCAGCTGTTGGATCTGCGCCAGCAGGTTTTCTGCC  
TGAAGGCTTCCCTCCCTCCCAATGCGTTTTAAACATAAATAAAAAACAGACTCTGTTTTGATTTGGATCAAGCAA  
GTGTCTTGGCTGTCTTTATTTAGGGTTTTTGCAGCGCGGGTAGGCCCGGGACCAGCGGTCTCGGTGCTTGGGGTCTT  
GTGATTTTTTTCCAGGACGTGGTAAAGGTGACTCTGGATGTTTCAAGATACATGGGCATAAGCCCGTCTCTGGGGTGG  
GGTAGCACCCTGCAGAGCTTCATGCTGCGGGGTGGTGTGTAGATGATCCAGTCGTAGCAGGAGCGCTGGGCGTGG  
TGCCTAAAAATGTCTTTCAGTAGCAAGCTGATTGCCAGGGGACAGGCCCTTGGTGTAAAGTGTTTACAAAGCGGTAA  
CTGGGATGGGTGCATACGTGGGGATATGAGATGCATCTTGGACTGTATTTTTAGGTTGGCTATGTTCCAGCCATAT  
CCCTCCGGGGATTGATGTTGTGCAGAACCACAGCACAGTGTATCCGGTGCACCTGGGAAATTTGTGATGTAGCTTA  
GAAGGAAATGCGTGAAGAACCTTGGAGACGCCCTTGTGACCTCCAAGATTTTCCATGCATTGCTCCATAATGATGGC

AATGGGCCACGGGGCGGGCCTGGGGCGAAGATATTTCTGGGATCACTAACGTCATAGTTGTGTTCCAGGATGAGAT  
CGTCATAGGCCATTTTTACAAAGCGCGGGCGGAGGGTGCCAGACTGCGGTATAATGGTTCCATCCGGCCAGGGGCG  
TAGTTACCCTCACAGATTTGCATTTCCACGCTTTGAGTTCAGATGGGGGATCATGTCTACCTGCGGGGCGATGAA  
GAAAACGGTTTTCCGGGGTAGGGGAGATCAGCTGGGAAGAAAGCAGGTTCTGAGCAGCTGCGACTTACCAGCCGG  
TGGGCCCGTAAATCACACCTATTACC GGCTGCAACTGGTAGTTAAGAGAGCTGCAGCTGCCGTCATCCCTGAGCAGG  
GGGGCCACTTCGTTAAGCATGTCCCTGACTCGCATGTTTTCCCTGACCAAATCCGCCAGAAGGGCGCTCGCCGCCAG  
CGATAGCAGTTCTTGCAAGGAAGCAAAGTTTTTCAACGGTTTTGAGACCGTCCGCCGTAGGCATGCTTTTGGCGTTTT  
GACCAAGCAGTTCCAGGGCGTCCACAGCTCGGTACCTGCTCTACGGCATCTCGATCCAGCATATCTCTCGTTTTC  
GCGGGTTGGGGCGGCTTTGCTGTACGGCAGTAGTGGTGGTCTCGTCCAGACGGGCCAGGGTCATGTCTTTCCACGGG  
CGCAGGGTCTCGTCAGCGTAGTCTGGGTACGGTGAAGGGGTGCGCTCCGGGCTGCGCGCTGGCCAGGGTGGCGTT  
GAGGCTGGTCTGCTGGTGTGAAGCGCTGCCGGTCTTCCGCCCTGCGCGCTCGGCCAGGTAGCATTGACCATGGTGT  
CATAGTCCAGCCCTCCGCGGGCTGGCCCTTGGCGCGCAGCTTGGCCCTTGGAGGAGGCGCCGCACGAGGGGAGTGC  
AGACTTTTTGAGGGCGTAGAGCTTGGGGCGGAGAAATACCGATTCCGGGGAGTAGGCATCCGCGCCGAGGCCCCGCA  
GACGGTCTCGCATTCCACGAGCCAGGTGAGCTCTGGCCGTTCCGGGGTCAAAAACCAGGTTTTCCCCCATGCTTTTTGA  
TGCGTTTTCTTACCTCTGGTTTTCCATGAGCCGGTGTCCACGCTCGGTGACGAAAAGGCTGTCCGTGTCCCGTATACA  
GACTTGAGAGGCCTGTCTCGACCGATGCCCTTGAGAGCCTTCAACCCAGTCAGCTCCTTCCGGTGGGGCGGGGCA  
TGACTATCGTCGCGCACTTATGACTGTCTTTTATCATGCAACTCGTAGGACAGGTGCCGCAGCGCTCTGGGTC  
ATTTTCGGCGAGGACCGTTTTGCTGGAGCGCAGCATGATCGGCCTGTGCTTGGGTATTCGGAATCTTGACGC  
CCTCGCTCAAGCCTTGTACTGGTCCC GCCACCAAACGTTTTCGGCGAGAAGCAGGCCATTATCGCCGGCATGGCGG  
CCGACGCGCTGGGCTACGTCTTGCTGGCGTTCCGACGCGAGGCTGGATGGCCTTCCCATTATGATTCTTCTCGCT  
TCCGGCGGCATCGGGATGCCCGGCTTGCAGGCCATGCTGTCCAGGCAGGTAGATGACGACCATCAGGGACAGCTTCA  
AGGCCAGCAAAAGGCCAGGAACCGTAAAAAGGCCGCGTTGCTGGCGTTTTTTCATAGGCTCCGCCCCCTGACGAGC  
ATCACAAAATCGACGCTCAAGTCAGAGGTGGCGAAACCCGACAGGACTATAAAGATACCAGGCGTTTTCCCCCTGGA  
AGCTCCCTCGTGGCTCTCTGTTCCGACCCTGCCGCTTACCGGATACCTGTCCGCCTTTCTCCCTTCCGGGAAGCGT  
GGCGTTTTCTCATAGCTCACGCTGTAGGTATCTCAGTTCGGTGTAGGTGCTTCCGCTCCAAGCTGGGCTGTGTGCACG  
AACCCCGGTTCCAGCCGACCGCTGCGCCTTATCCGGTAACTATCGTCTTGGTCCAACCCGGTAAGACACGACTTA  
TCGCCACTGGCAGCAGCCACTGGTAACAGGATTAGCAGAGCGAGGTATGTAGGCGGTGCTACAGAGTTCTTGAAGTG  
GTGGCCTAACTACGGCTACACTAGAAGGACAGTATTTGGTATCTGCGCTCTGCTGAAGCCAGTTACCTTCGGA AAA  
GAGTTGGTAGCTCTTGATCCGGCAAACAAACCACCGCTGGTAGCGGTGGTTTTTTTTGTTTGCAAGCAGCAGATTACG  
CGCAGAAAAAAGGATCTCAAGAAGATCCTTTGATCTTTTTCTACGGGGTCTGACGCTCAGTGGAAACGAAAACCTCACG  
TTAAGGGATTTTTGGTTCATGAGATTATCAAAAAGGATCTTACCTAGATCCTTTTTAAATTA AAAATGAAGTTTTAAAT  
CAATCTAAAGTATATATGAGTAAACTTGGTCTGACAGTTACCAATGCTTAATCAGTGAGGCACCTATCTCAGCGATC  
TGTCTATTTGTTTCATCCATAGTTGCCTGACTCCCGCTCGTGTAGATAACTACGATACGGGAGGGCTTACCATCTGG  
CCCCAGTGTGCAATGATACCGCGAGACCCACGCTCACC GGCTCCAGATTTATCAGCAATAAACCCAGCCAGCCGGAA  
GGCCGAGCGCAGAAGTGGTCTGCAACTTTATCCGCCTCCATCCAGTCTAATAATTGTTGCCGGGAAGCTAGAGTA  
AGTAGTTCCGCACTAATAGTTTGGCAACGTTGTTGCCATTGCTGCAGGCATCGTGGTGTACGCTCGTCTGTTGG  
TATGGTTTCACTCAGCTCCGGTTCCCAACGATCAAGGCAGTTACATGATCCCCATGTTGTGCAAAAAGCGGTTA  
GCTCCTTCGGTCTCCGATCGTTGTGAGAAGTAAGTTGGCCGAGTGTATCACTCATGGTTATGGCAGCACTGCAT  
AATTCTTTACTGTGTCATGCCATCCGTAAGATGCTTTTTCTGTGACTGGTGGTACTCAACCAAGTCATTCTGAGAATA  
GTGTATGGGGGACCGAGTTGCTCTTGGCCGGCGTCAACACGGGATAATACCGCGCCACATAGCAGAACTTTAAAG  
TGCTCATCATTGAAAACGTTCTTCCGGGGCAAAAACCTCAAGGATCTTACC GCTGTTGAGATCCAGTTGATGTAA  
CCCCTCGTGCACCCAACTGATCTTCCAGCATCTTTTACTTTACCAGCGTTTTCTGGGTGAGCAAAAACAGGAAGGCA  
AAATGCCGCAAAAAGGGAATAAGGGCGACACGGAAATGTTGAATACTCATACTCTTCTTTTTCAATATTATTGAA  
GCATTTATCAGGGTTATTGTCTCATGAGCGGATACATATTTGAATGTATTTAGAAAAATAAACAAATAGGGGTTCCG  
CGCACATTTCCCGAAAAGTGCCACCTGACGTCTAAGAAACCATTATTATCATGACATTAACCTATAAAAATAGGCG  
TATCACGAGGCCCTTTCTGTTCAAGAA

**Vector Biosafety Information**

At the University of Iowa, all varieties of viral vectors produced at the Viral Vector Core are required to be handled at Biosafety Level 2 (BSL2). In animal studies, adenoviral vectors require ABL2 containment. Please check with your institution's Biosafety Officer to confirm local requirements

## Adenovirus Background:

Adenoviruses are very important tool in basic research. They are used to identify proteins role in different biological processes both *in vivo* and *in vitro*. Virus construction is performed using the RapAd™ System developed by the University of Iowa GTVC (For description, refer to the article "[A simple method for the rapid generation of recombinant adenovirus vectors](#)" published in [Gene Therapy 7:1034-1038, 2000](#)).

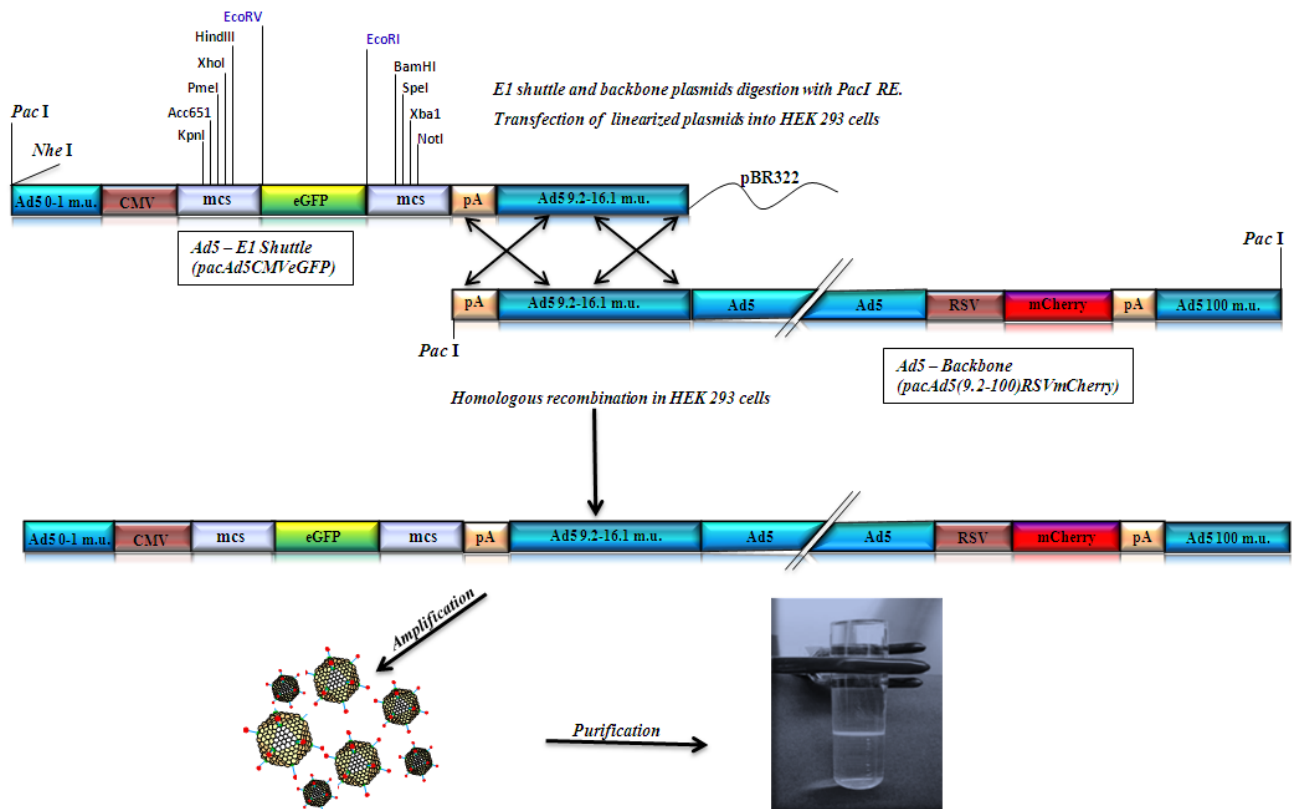
Adenovirus vectors prepared in the core are E1 and E3 deleted. They have a total E1a deletion (\*m.u. 1.4 to 4.5) plus a partial E1b deletion (\*m.u. 4.7 to 9.2). These deletions are what make the vector replication deficient. They also have a partial E3 deletion, 720bp for the sub360 backbone, a 1.6Kb deletion for the dl309 backbone and a 3.1Kb deletion for the total E3 deleted backbone.

\*m.u = Map units (1 m.u = 360bp)

## Characteristics:

- Episomal gene expression.
- Infects dividing and non-dividing cells.
- Transient high-level protein expression.
- Accommodates inserts of up to 7.5kb. Larger inserts can be added, provided that an equivalent part of the viral genome has been properly deleted.
- High viral titer can be produced, 1E+10 to 5E+10pfu/ml (1E+12pt/ml) to 8E+10 to 1E+11/ml (1E+13pt/ml).

## Adenovirus Construction RapAd™ System



## Disadvantages and adverse effects:

- Elicits host immune response, thus depleting the number of transduced cells *in-vivo*.
- Viral particles can be neutralized by the host immune response.
- Short-term expression of the transgene due to lack of integration into the host genome.

**Recombination:**

The recombinant adenoviruses can revert to wild type during virus production, thus packaging replication competent particles (RCA). For this reason, each new lot produced at the core is tested for the presence of RCA by immuno-staining.

**References:**

- **RapAd™ System:** Anderson RD, Haskell RE, Xia H, Roessler BJ, Davidson BL. *"A simple method for the rapid generation of recombinant adenovirus vectors"*. Gene Ther. 2000 Jun;7(12):1034-8
- **A195 Buffer:** [Evans RK](#), [Nawrocki DK](#), [Isopi LA](#), [Williams DM](#), [Casimiro DR](#), [Chin S](#), [Chen M](#), [Zhu DM](#), [Shiver JW](#), [Volkin DB](#). *Development of stable liquid formulations for adenovirus-based vaccines.* J Pharm Sci. 2004 Oct;93(10):2458-7

**Contact Information:****Viral Vector Core**

University of Iowa  
500 Newton Road  
221 Eckstein Medical Research Building  
Iowa City, IA 52242  
Tel: (319) 335-6726  
vectors@uiowa.edu

**Background on Virus production**

The virus was made with our pacAd5(9.2-100) sub360 viral backbone. This backbone has a fully deleted E1a protein, a partially deleted E1b protein, and a partially deleted E3 protein to make the virus replication deficient. All of our Ad5CMVCre vector preparations are purified by double CsCl protocol and dialyzed and stored in our A-195 buffer. All preparations are titered on HEK 293 cells using the Clontech Adeno-X titer kits and also tested for replication competent particles (RCA). All preparations are also tested for activity and presence of Cre recombinase protein on A549 cells.

**Bacterial Backbone:**

The bacterial backbone is derived from pBR322 plasmid.

**Antibiotic Resistance:**

The adenovirus plasmids are ampicillin resistant. We recommend using an ampicillin concentration of 100ug/ml of media.

**E. coli Competent Cell Recommendations:**

We recommend using DH5a cells to grow the adenovirus plasmids.

Updated 06/01/2021 DEC